

# COLORADO BASKETBALL 2005-06



**NR/25TH COLORADO BUFFALOES (15-3, 5-2 BIG 12)  
AT IOWA STATE CYCLONES (13-7, 3-4 BIG 12)**

**Game #19**

Sunday, Feb. 5, 12:06 p.m. (mountain)

**Arena:** James H. Hilton Coliseum (14,092)

**Television:** ESPN Plus (Altitude Network in Denver/Boulder)

**Announcers:** Bill Doleman, Paul Splittorff

**KKZN Radio 760-AM:** Mark Johnson, Charles Johnson

**2005-06 SCHEDULE**

Date	Opponent	Time
Fri. Nov. 18	UNC WILMINGTON	W, 73-54
Mon. Nov. 21	at Colorado State (FSN)	L, 82-83
Sat. Nov. 26	^vs. Saint Mary's (CA) (FSN)	W, 73-54
Tue. Nov. 29	at Penn	W, 78-60
Sat. Dec. 03	CAL POLY	W, 93-75
Wed. Dec. 07	UTAH (FSN)	W, 76-52
Sat. Dec. 17	UC IRVINE	W, 96-80
Tue. Dec. 20	at TCU (FSN)	W, 77-59
Thur. Dec. 22	MERCER	W, 117-74
Sat. Dec. 31	DARTMOUTH	W, 83-65
Tue. Jan. 03	SAVANNAH STATE	W, 116-52
Sat. Jan. 07	*at Texas (ESPN+)	L, 64-89
Wed. Jan. 11	*KANSAS (ESPN+)	L, 63-75
Sat. Jan. 14	*at Missouri (ERT)	W, 74-71
Wed. Jan. 18	*BAYLOR	W, 81-48
Sat. Jan. 21	*at Oklahoma St. (ESPN+)	W, 80-87
Wed. Jan. 25	*NEBRASKA (FSN RM)	W, 81-59
Sat. Jan. 28	*KANSAS ST. (FSN RM)	W, 79-75
Sun. Feb. 05	*at Iowa State (ESPN+)	12 p.m.
Wed. Feb. 08	*at Texas A&M (FSN RM)	5 p.m.
Sat. Feb. 11	*TEXAS TECH (ESPN+)	2 p.m.
Wed. Feb. 15	*OKLAHOMA (ESPN2)	7:30 p.m.
Sat. Feb. 18	*at Kansas St. (ESPN+)	11:30 a.m.
Wed. Feb. 22	*at Nebraska	6 p.m.
Sat. Feb. 25	*MISSOURI (ESPN+)	11:30 a.m.
Wed. Mar. 01	*at Kansas	6 p.m.
Sat. Mar. 04	*IOWA STATE	7 p.m.
Thr.-Sun., Mar. 9-12	**2006 Phillips 66 Big 12 Championships	

^Colorado Classic, Pepsi Center (Denver, Colo.)

Home Games in **BOLD CAPS**

\* Big 12 Conference Game

\*\* American Airlines Center (Dallas, Texas)

(ERT) ESPN Plus

(FSN RM) Fox Sports Network Rocky Mountain

All dates and times are SUBJECT TO CHANGE

Times are MOUNTAIN

**SPORTS INFORMATION**

MBB Contact ..... Andrew R. Green  
 Office ..... 303/492-5626  
 Fax ..... 303/492-3811  
 Email ..... andrew.green@colorado.edu  
 Cell ..... 720/470-9780  
 Press Row Phone ..... 303/492-1552 or 4381  
 Home Arena ..... Coors Events Center (11,064)  
 Radio ..... KKZN 760-AM  
 .. Mark Johnson (p-b-p), Charles Johnson (analyst)  
 Athletic Reception ..... 303/492-7931  
 Men's Basketball Office ..... 303/492-6877  
 CECC Media Work Room .... 303/492-0713/0710  
 Big 12 web page ..... www.Big12sports.com  
 Athletic Ticket Office ..... 303/492-8337  
 Mailing Address:  
 Sports Information  
 University of Colorado  
 357 UCB (Fieldhouse Annex 50)  
 Boulder, CO 80309-0357

**CU vs. IOWA STATE:** Colorado looks for their second straight win in Ames after winning at Hilton Coliseum for the first time last season, 54-52 in overtime (Jan. 22, 2005). Winning in Ames is a rare feat for any CU team, just three victories in 29 games since 1977. The trio of wins came last year, Feb. 19, 1991 (84-78) and Feb. 9, 1977 (64-62). Overall, CU is 16-42 in Ames since the series began in 1947.

**SCOUTING THE CYCLONES:** Iowa State is led by three players who average over double figures (see probable starters) and a starting five with not one senior. Will Blalock and Curtis Stinson not just score, but pass the ball with 130 and 104 assists between them, respectively. The Cyclones have struggled at home in conference play (1-3) and have split their last six games with a 3-3 mark. ISU won at Boulder, 78-73 on the last day of the regular season.

**TOP 25 RANKINGS:** For the first time since the 1996-97 season, CU finally made the top-25 in one of the nation's polls. This week, the Buffs entered the ESPN/USA Today Coaches Poll at No. 25. In the AP poll, CU received 83 votes (27th overall). Prior to this week, CU last made either poll came in 1997 at No. 24 (*Associated Press*). The others were 1969 (#18), 1963 (#10), 1962 (#9) and 1955 (#15).

**AP VOTES:** If you would have told me two months ago that CU would have more votes in the AP poll

**BUFF TIDBITS:** Entering Sunday's game, **Richard Roby** ranks first in Big 12 scoring (22.6 ppg.). He has led CU in scoring five straight games (25.8 ppg.) and ranks 40th on the school's all-time scoring list with 813 pts. (16.9 in 48 games)...**Chris Copeland** had a career- and team-best four blocks against K-State placing him ninth on CU's all-time blocked shots list (80)...**Andy Osborn** has made at least one 3-pointer in 15-straight games (2.1 a game)...**Marcus Hall** leads the team in assists (4.1 app.), Big 12 assist-turnover ratio (all games, 2.59) and fourth in conference-only games (2.64). Hall is averaging 12.3 points, 5.7 assists in his last three...Roby and Copeland are the only two players who have started all 18 games...**TEAM:** CU is first in conference (all games) scoring offense (82.6), rebounding (41.5) blocks (6.28), assist-turnover ratio (1.31), and offensive rebounding (15.9). **Big 12-only stats:** first in blocks (7.1), offensive rebounding (16.8), 3-pters made (69)...The last time CU won five consecutive conference games was 1996-97 (Jan. 4-18, 1997); the last time they won six straight was 1996-97 (Jan. 4-21)...CU is off to its best start in Big 12 play (5-2) since starting 6-0 in 1996-97...The 5-2 mark is the 14<sup>th</sup> time CU has started 5-2 or better in league play in 59 years...CU is 8-1 when four or more players net 10 or more points...The Buffs last won three road Big 12 games came in 2003-04.

**Team Comparison Averages**

	CU	ISU
Points	82.6	78.2
Points Allowed	66.8	73.3
Scoring Margin	+15.7	+4.9
Field Goals	30.6	29.0
Field Goal Att.	65.3	62.4
Field Goal Pct.	.468	.465
3-pt Field Goals	8.9	6.5
3-pt Field Goal Att.	23.3	18.8
3-pt Field Goal Pct.	.382	.346
Free Throws	12.6	13.7
Free Throw Att.	20.1	18.7
Free Throw Pct.	.626	.732
Offensive Rebounds	15.9	12.6
Defensive Rebounds	25.6	19.7
Total Rebounds	41.5	32.2
Rebounding Margin	+6.1	-3.1
Fouls	18.7	20.4
Assists	17.9	17.0
Turnovers	13.7	13.9
Assist/TO Ratio	1.3	1.2
Turnover Margin	+3.7	+6.0
Blocks	6.3	2.6
Steals	9.7	10.3

**COLORADO  
BUFFALOES**

**(15-3, 5-2 BIG 12)**

**IOWA STATE  
CYCLONES**

**(13-7, 3-4 BIG 12)**



**Probable Starters**

**COLORADO**

Pos	No	Name	Ht	Yr	Hometown	PPG	RPG	APG
G	23	Richard Roby	6-6	So.	San Bernardino, Calif.	18.5	5.2	2.5
G	5	Jayson Obazuaye	6-2	Sr.	San Jose, Calif.	7.5	4.1	1.5
F	12	Martane Freeman	6-7	Sr.	Kansas City, Mo.	8.3	3.3	1.4
F	15	Chris Copeland	6-8	Sr.	Richmond, Va.	12.9	4.9	1.2
C	33	Julius Ashby	6-9	Sr.	Trinidad & Tobago	4.8	5.2	^1.4

^blocks

**IOWA STATE**

Pos	No	Name	Ht	Yr	Hometown	PPG	RPG	APG
G	1	Curtis Stinson	6-3	Jr.	Bronx, N.Y.	19.4	4.9	5.2
G	11	Will Blalock	6-0	Jr.	Boston, Mass.	14.5	2.7	6.5
F	13	Rahshon Clark	6-6	So.	Queens, N.Y.	13.9	5.3	1.4
F	0	Shawn Taggart	6-10	Fr.	Richmond, Va.	5.9	3.1	0.4
C	33	Jiri Hubalek	6-11	So.	Prague, Czech Republic	8.4	4.1	0.7

**CU's 2005-06 Trends...**

	Ovll	H	A	N
vs. non-conference teams	10-1	7-0	2-1	1-0
vs. conference teams	5-2	3-1	2-1	-
CU Plays an opponent .500+	9-3	5-1	3-2	1-0
CU Plays an opponent -.500	6-0	5-0	1-0	-
CU leading an oppt. at half	12-1	9-0	2-1	1-0
CU trailing at the half	1-2	0-1	1-1	-
CU tied at the half	2-0	1-0	1-0	-
CU leading in the last 10:00	13-1	10-0	2-1	1-0
CU tied in the last 10:00	-	-	-	-
CU trailing in the last 10:00	1-3	0-1	1-2	-
CU leading in the last 5:00	13-0	10-0	2-0	1-0
CU tied in the last 5:00	-	-	-	-
CU trailing in the last 5:00	2-3	0-1	1-2	-
CU leading in the last 2:00	15-0	10-0	2-0	1-0
CU tied in the last 2:00	-	-	-	-
CU trailing in the last 2:00	0-3	0-1	2-2	-
CU shoots 55-59%	1-0	1-0	-	-
CU shoots 50-54%	2-1	2-0	0-1	-
CU shoots 45-50%	5-0	3-0	2-0	-
CU shoots 40-45%	6-0	3-0	2-0	1-0
CU shoots below 39.5%	0-2	0-1	0-1	-
CU shoots 60+ from 3-pt.	1-0	1-0	-	-
CU shoots 50-59%+ from 3-pt.	1-0	-	1-0	-
CU shoots 40-49%+ 3-pt.	4-1	2-1	2-0	-
CU shoots under 39% arc	9-2	7-0	1-2	1-0
CU scores 40-49 points	-	-	-	-
CU scores 50-60 points	-	-	-	-
CU scores 60-69 points	0-2	0-1	0-1	-
CU scores 70-79 points	7-0	3-0	3-0	1-0
CU scores 80-89 points	4-1	3-0	1-1	-
CU scores 90-99 points	2-0	2-0	-	-
CU scores 100+	2-0	2-0	-	-
CU shooting better than oppt.	10-1	6-0	3-1	1-0
CU shooting the same	-	-	-	-
From the 3-point arc	11-1	6-1	4-0	1-0
CU shooting same oppt. 3-pt.	-	-	-	-
From the free-throw line	8-0	5-0	2-0	1-0
CU FT Shooting 80%+	2-0	1-0	1-0	-
CU FT shooting 70%+	2-0	1-0	1-0	-
CU FT shooting 60+	2-1	-	2-1	-
CU FT shooting 50%+	8-2	7-1	0-1	1-0
CU FT shooting under 49%	1-0	1-0	-	-
CU has fewer turnovers	11-3	8-1	2-2	1-0
CU has more turnovers	4-0	2-0	2-0	0
CU out-rebounding oppt.	14-1	10-0	3-1	1-0
CU being out-rebounded	1-2	0-1	1-1	-
Same rebounds as oppt.	-	-	-	-
CU has fewer fouls	9-0	9-0	-	-
CU has more fouls	6-3	1-1	4-2	1-0
Same amount of fouls	-	-	-	-
One Buff in double-digits	-	-	-	-
Two Buffs in double digits	3-2	1-1	1-1	1-0
Three Buffs in double digits	4-0	3-0	1-0	-
Four Buffs in double digits	5-0	3-0	2-0	-
Five Buffs in double digits	1-1	1-0	0-1	-
Six Buffs in double digits	1-0	1-0	-	-
Seven Buffs in double-digits	1-0	1-0	-	-

than Arizona, Cincinnati, Kansas, Kentucky and North Carolina COMBINED, I would have said you are nuts... **Others Receiving AP Votes:** Maryland 139, Colorado 83, North Carolina 53, Wisconsin 45, Bucknell 34, UAB 25, S. Illinois 18, Air Force 10, Kentucky 9, Louisville 9, Utah St. 8, Marquette 6, Kansas 5, Xavier 5, Seton Hall 4, Akron 3, California 3, Creighton 3, San Diego St. 2, George Mason 1, Iona 1, Stanford 1.

**MARCUS HALL UPDATE:** Marcus Hall is feeling much better since he collapsed with 2:02 left in the game last Saturday against Kansas State. He was carried off the court on a stretcher for precautionary measures and taken to Boulder Community Hospital for observation and further tests. He was later released and diagnosed with lower back spasms. Prior to leaving the game, Hall made his first start since Kansas (Jan. 11), scored 12 points and handed-out a team and season-best seven assists.

**SHOOTING THE THREE:** CU has made the 3-pointer as their preferred offensive weapon of choice with 10 or more treys in four of their last five games (only eight vs. K-State). The Buffaloes are inching closer to last year's school record of 223. Entering today, CU is 160-of-419; last year at this time they were 118-of-335!

**BIG 12 START:** Colorado has opened Big 12 men's play with five wins in its first seven games. It's only the second time the Buffs have started so well at the beginning of conference play (6-0 in 1997 (finishing second with an 11-5 mark behind Chauncey Billups).

**BIG 12 ROAD WINS:** Richard Roby scored 27 points, including the decisive basket in overtime as CU beat Oklahoma State 80-78 (Jan. 21). It was the Buffaloes' second Big 12 Conference road win of the season. CU hadn't won at Gallagher-Iba Arena since Jan. 12, 1980, a stretch of 20 games. The Buffs also hadn't won at Missouri since the 1996-97 season and only the second time in Columbia since Jan. 15, 1973 (32 games). Roby scored a career-best 33 points and Chris Copeland hit the last of CU's season-best 13 3-pointers with two-tenths of a second to go, giving the Buffaloes a 74-71 victory.

**COLEMAN KEEPS SHINING:** Lost in the limelight of Roby's 30-point effort against Nebraska was junior Dominique Coleman's stellar performance. In only 25 minutes, Coleman posted 11 points, six rebounds and seven assists. If you adjust his numbers into a full 40 minutes, his line looks quite impressive: 17.6 pts., 9.6 rebounds and 11.2 assists. Not go get ahead of ourselves, but in case you are wondering, only three Buffs have ever finished a game with a triple-double. Chauncey Billups (24 pts., 11 boards, 11 assts. against George Mason (Dec. 2, 1995) in just his fourth career game. David Harrison recorded 20 pts., 10 rebounds and 11 blocks versus Nebraska (Mar. 8, 2003) and registered 31 points, 17 rebounds and 10 blocks

**INSIDE THE NUMBERS**

**CU's record under Patton when they score ...**

	Overall ... '05-06
Holding oppt. under 70	116-22 ..... 9-0
CU Scoring 30-39	0-1 .....
40-49 points	0-2 .....
50-59 points	1-26 .....
60-69 points	29-44 ..... 0-2
70-79 points	56-39 ..... 7-0
80-89 points	53-17 ..... 4-1
90-99 points	19-3 ..... 2-0
Over 100 points	13-0 ..... 2-0

**1995-2006 Margin of Victory/Losses**

1-2 points	13-12 ..... 1-1
3-5 points	18-20 ..... 2-0
6-9 points	27-23 .....
10-14 points	30-31 ..... 0-1
15-19 points	36-23 ..... 7-0
20-29 points	32-14 ..... 2-1
30 points +	16-9 ..... 3-0
	172-132

against Stetson (Nov. 24, 2002). See page 4 for all Big 12 triples-doubles to date.

**20/20 DEFENSE:** Against Missouri and Kansas State, the Buffs allowed two 20-point scorers by an opponent. The last time an opponent had more than one player with 20 or more points against the Buffs was last season when Iowa State handed CU a home defeat, as Curtis Stinson (22), Will Blalock (20) and Tasheed Carr (20) reached the mark. Last season, CU allowed six different teams to account for at least two players with 20 or more points (four in conference play)...The Buffs were 1-5 in those games with the only win coming against Gardner-Webb.

**REBOUNDING BY COMMITTEE:** Five Buffs are averaging at least four rebounds per game in conference play: Roby (5.1), Julius Ashby (4.7), Calvin Williams (4.5), Chris Copeland (4.4), and Martane Freeman (4.4). Although Williams has only played in two conference games (Texas, and one minute vs. Kansas), Marcus King-Stockton is on the cusp of the mark, averaging 3.6 rebounds per game in conference play.

**FREE THROW WOES:** CU ranks 11th of 12 in the Big 12 in free throw percentage in conference play (.626). Richard Roby is the lone CU player ranked among the top-15 individuals in the conference (15th at .700).

**RAINING THREE'S:** After topping the 40 percent mark for three-pointers twice in non-conference play (.533 at Penn; .632 vs. Mercer), the Buffs have shot over the mark in four of their seven conference games. CU has reached double-digit totals in three-point field goals made four games of their last five conference games. CU performed a school-first with four straight games with 10 or more since the introduction of the three-point line in the 1986-87 season.

**ROBY—RHYMES WITH KOBE:** Two-time Big 12 Player-of-the-Week Richard Roby is coming off the best three-game stretch of his career

### Numerical Roster

No.	Player	Pos.	Ht.	Wt.	Cl.	Exp	Hometown
1	EDDY, Glean	F	6-6	215	Sr.	3L	Nashville, Tenn.
4	OSBORN, Andy	F	6-9	230	Sr.	1L	Longmont, Colo.
5	OBAZUAYE, Jayson	G	6-2	205	Sr.	3L	San Jose, Calif.
10	SENGER, Scott	F	6-7	225	Sr.	3L	Louisville, Colo.
11	COLEMAN, Dominique	G	6-3	185	Jr.	TR	Oakland, Calif.
12	FREEMAN, Martane	F	6-7	200	Sr.	1L	Kansas City, Mo.
15	COPELAND, Chris	F	6-8	235	Sr.	3L	Richmond, Va.
21	HALL, Marcus	PG	6-1	180	Jr.	2L	Houston, Texas
23	ROBY, Richard	G	6-6	195	So.	1L	San Bernardino, Calif.
25	WILLIAMS, Calvin	F	6-7	210	Fr.	HS	Memphis, Tenn.
30	ARRINGTON, Lamont	F/C	6-11	220	Sr.	1L	Detroit, Mich.
32	KING-STOCKTON, Marcus	F	6-9	230	So.	1L	Denver, Colo.
33	ASHBY, Julius	F/C	6-9	235	Sr.	1L	Trinidad and Tobago
42	McGEE, Antoine	PG	5-10	185	Sr.	3L	Moreno Valley, Calif.

**Head Coach:** Ricardo Patton (Belmont '80) - 10th season  
**Asst. Coach:** Paul Graham (North Texas State '74) - 3rd season  
**Asst. Coach:** John Anderson (Stillman College '80) - 1st season  
**Asst. Coach:** Mike Frink (Colorado '67) - 1st season  
**Director of Basketball Operations:** Will Smith (Colorado 2000) - 2nd season

(Jan. 18-Jan. 25). His 81 points (27.0 ppg) is easily his best scoring output of his career over a three-game span. Just for kicks, here's how Roby's numbers over the last three games stack up against Kobe Bryant's historic 81-point effort against the Toronto Raptors on Sunday.

	MIN	FG-A	3FG-A	PTS	R	A	S	B
Kobe	42	28-46	7-13	81	6	2	3	1
Roby	99	31-62	11-23	81	17	6	8	5

**HALL BALL:** Junior Marcus Hall had perhaps his best game of the season against Oklahoma State. His 16 points marked his second-highest total of the season (17 at TCU) and dished out six assists. Against Kansas State, Hall started with 12 points and season-best seven assists. Entering today, he's 12th on CU's all-time assist list (246).

**THE STEAL CURTAIN:** With a conference high 10 steals against the Cornhuskers, CU's season total stands at 174. The single-season record is 285 by the 1994-95 Buffs, led by Keith Higgins (72) and Donnie Boyce (66). This season, the Buffs are on pace for 280, led by Roby (40) who has registered at least one steal in every game this season, capped by his six-steal performance against Oklahoma State. If he contin-

ues his 2.5 steals-per-game average, he will finish the season tied for seventh in single-season steals (66) and tied for fifth in steals per game.

**NCAA STATS:** As of Jan. 30, the Buffs are ranked among the best statistically in the 12 national team categories:

6th	Scoring Margin	15.7
7th	Scoring Offense	82.6
12th	Assists	17.9
12th	Blocked Shots	6.3
16th	3-point FG Made	8.9
20th	Steals	9.7
25th	Rebounding Margin	6.1
42nd	3-pt. FG%	.382

**"LS" INITIALS:** If you notice the "LS" initials on each of the CU player uniforms that's in memory of senior walk-on Scott Senger's mother, Linda died of cancer last July. Scott played at nearby Monarch High School where set the school record for 3-pointers made in a season and most points scored.

**MAKING A RUN at TREY HISTORY:** Most likely the CU men's team will break the school record in treys made in a season. What about the Big 12 Conference record? Here's a look at each year to see how far the Buffs need to go (i know it's a little early to speculate):

2005-06: Colorado 160 (2nd in Big 12)

### SCHOOL INFORMATION

Location	Boulder, Colo.
Population/Founded	103,216/1876
Enrollment	27,151
Colors	Silver, Black, Gold
Nickname	Buffaloes (Buffs)
Mascot	Ralphie IV, the Buffalo
Arena	Coors Events Center (11,064)
Elevation	5,345
NCAA Affiliation/Conference	Division I/Big 12
President	Hank Brown (Colorado '61)
Chancellor	Dr. Phil DiStefano (Ohio State '68)
Vice Chancellor Student Affairs	Ron Stump
	(Northern Michigan '69)
Provost	Susan Avery (Michigan State '72)
Faculty Representative	David Clough
	Case Institute of Technology ('68)
Director of Athletics	Mike Bohn (Kansas '83)
Web Site	www.CU Buffs.com
Big 12 web page	www.Big12sports.com
Athletic Department	303/492-7931
Ticket Office	303/492-8337

### HISTORY

First Year of Basketball	1901-02
All-Time Record	1,080-1,027 (.513)
Games	2,107 games
NCAA Berths	10
NCAA Record	Won 9, Lost 12
	two third place finishes '42 & '55
Last Appearance, Result	2002-03
	(lost to Michigan State in 1st round)
NCAA Appearances	2003, 1997, 1969, 1963, 1962, 1955, 1954, 1946, 1942, 1940
NIT Berths	7
NIT Record	Won 8, Lost 6
	(won NIT in 1940, runner up 1938)
Last NIT Appearance/Result	2003-04
	(lost to at Oregon in 1st round)
Last Conference Title	1968-69 (Big 8)
	- have won conference title eight times, four prior to 1950 Big 8 (1962, 1963, 1969); Big 7 (1955)
Mountain State Conference titles	4
	(1938, 1939, 1940, 1942)

2004-05:	Texas	243
2003-04:	Texas	227
2002-03:	Baylor	254
2001-02:	Nebraska	267
2000-01:	Missouri	279
1999-00:	Missouri	291
1998-99:	Oklahoma	274
1997-98:	Baylor	217
1996-97:	Baylor	227

**CLEANING THE GLASS:** Marcus King-Stockton (career-best 11) and Julius Ashby (season-high 10) performed a CU first this season and

### CU DURING THE PATTON 10 YEARS

Year	PPG	FG %	3-Pt. %	FT%	W's
2005-06	82.6	.468	.382	.626	15
2004-05	71.6	.435	.353	.629	14
2003-04	74.2	.464	.372	.621	18
2002-03	75.2	.443	.326	.669	20
2001-02	79.7	.453	.357	.677	15
2000-01	80.6	.460	.359	.715	15
1999-00	75.2	.426	.339	.686	18
1998-99	73.1	.414	.344	.702	18
1997-98	71.4	.404	.346	.688	13
1996-97	73.1	.420	.362	.681	22

the first since last year at Iowa State (Jan. 22, 2005), two players with 10 or more rebounds. Against the Cyclones, Ashby grabbed 13 and Glean Eddy had 11 in CU's 54-52 overtime win in Ames. A CU win in Ames since Feb. 19, 1991.

**TURNOVER BATTLE:** The Buffs have committed fewer turnovers than their opponent in six of seven conference games this season, the exception was CU-12, Baylor-11. In 16 conference games last season—not including the tournament—the Buffs had fewer turnovers exactly half of the time. Surprisingly, CU was only 2-6 when turning the ball over less than the opponent.

**MORE BUFF TIDBITS:** **Richard Roby** has scored double figures in 21 of his 23 career conference games (the other two were nine points) ... Roby holds the top five of CU's top scoring games this season (33, 30, 29, 27, 22) ... CU has played with a different starting line up five times (see page 5) ... **Glean Eddy** has 366 career rebounds, 42nd all-time at CU, while **Chris Copeland** has 361 (43rd) ... Roby has led CU from the 3-point arc nine times this season (three shared) ... The Buffaloes have made 10 or more treys in eight games this season, including the last four of five games ... CU went 18+ minutes without committing a turnover in the second half against Kansas State (just had one in the second half), nine for the game, a Big 12 Conference low this season ... CU's nine-game winning streak Nov. 26-Jan. 3) was the longest in school history since the 1961-62 season when the Buffaloes won 12-straight ... CU has made a 3-pointer in 124-straight games (last time CU they didn't was Jan. 16, 2002, Iowa State, W, 63-61) ... The Buffs are shooting a staggering .603 from the free throw line (11th in the Big 12 ... Of the nine national categories kept by the NCAA located on page 6, Roby leads CU in seven of them. The only exceptions are blocked shots (Copeland) and assists (Hall) ... Copeland scored 17 points against K-State, the first time in three games he has netted double-digits ... Against OSU, Roby tied a CU record with six steals in a half (1st); his six steals also tied a CU conference high, a first for a CU player in the Big 12; And his six steals, tied five others as a sophomore best ... Roby collected his third career double-double versus Utah

(19 pts., 10 rebs.) ... **Andy Osborn** recorded his second career double-double at CU, 17 pts., 10 rebounds against Cal Poly (four at Loyola Marymount) ... Roby failed to make a 3-pointer against SSU, ending his streak of 30 games going back to last season ... On page 10, a handful of CU players are moving upward on career school lists ... Seniors **Chris Copeland**, **Glean Eddy**, **Antoine McGee**, and **Jayson Obazuaye** close out their final year in 2005-06. It's also the first senior class under Head Coach **Ricardo Patton** that four players will have played their freshman, sophomore, junior and senior years at CU.

**BUFFS PICKED 9TH:** The Big 12 coaches are predicting the Buffs will be a ninth place team in 2005-06. Last season the conference coaches predicted a 10th place finish and were almost correct as CU finished 11th. In its conference history, CU has finished in second place (once), fourth (one), fifth (once), seventh (once), ninth (three times) and 10th (once). Below is the history of the Big 12 coaches' predictions and the Buffs actual finish:

- 1996-97:** No Poll done (CU finished 2nd)
- 1997-98:** 9th (CU finished 9th)
- 1998-99:** 10th (CU finished 8th)
- 1999-00:** 8th (CU finished 7th)
- 2000-01:** 7th (CU finished 9th)
- 2001-02:** 7th (CU finished 9th)
- 2002-03:** 9th (CU finished 15th)
- 2003-04:** 6th (CU finished 4th)
- 2004-05:** 10th (CU was 11th)
- 2005-06:** 9th (CU ??)

**2005-06 Big 12 Coaches Predictions**

1.	Texas (10)	120
2.	Oklahoma (2)	112
3.	Kansas	89
4.	Oklahoma State	84
5.	Texas Tech	80
6.	Iowa State	70
7.	Texas A&M	68
8.	Missouri	48
9.	<b>Colorado</b>	<b>43</b>
10.	Nebraska	40
11.	Kansas State	25
12.	Baylor	13

**TOUGH NON-CONFERENCE?** Do you think CU had an easy non-conference schedule this year, or perhaps it's difficult? In fact, CU ranks smack dab in the middle based on their opponents record last season. Remember, Baylor did not playing a non-conference schedule this season due to NCAA infractions. Texas A&M has the easiest, followed by Nebraska and so on ...

Big 12 Conference non-conference schedule  
Pct. Rec Rec.

<b>Double-digit scoring</b>	<b>'05-06</b>	<b>Career</b>
Richard Roby	16	43
Chris Copeland	12	32
Jayson Obazuaye	6	27
Marcus Hall	8	27
Andy Osborn	8	19
Glean Eddy	1	12
Julius Ashby	2	9
Dominique Coleman	5	5
Martane Freeman	6	6
Kyle Carder	1	1
Antoine McGee	-	1
Scott Senger	-	1
Marcus King-Stockton	-	1
<b>30+ Point Games</b>		
Richard Roby	2	3
<b>20+ Point Games</b>		
Richard Roby	7	15
Chris Copeland	3	6
Marcus Hall	-	5
Martane Freeman	1	1
<b>15+ Point Games</b>		
Richard Roby	12	29
Chris Copeland	8	17
Marcus Hall	2	10
Andy Osborn	2	6
Jayson Obazuaye	2	9
Martane Freeman	4	4
Julius Ashby	1	2
Glean Eddy	1	1
<b>15+ Rebounds</b>		
Julius Ashby	-	1
<b>10+ Rebound Games</b>		
Julius Ashby	1	4
Chris Copeland	-	6
Richard Roby	1	3
Glean Eddy	-	3
Andy Osborn	1	2
Marcus King-Stockton	1	1
<b>10+ Assist Games</b>		
Marcus Hall	-	1
Antoine McGee	-	1
<b>8+ Assist Games</b>		
Marcus Hall	1	5
Antoine McGee	-	1
<b>6+ Blocked Shot Games</b>		
Julius Ashby	-	1
<b>4+ Blocked Shot Games</b>		
Julius Ashby	-	2
Chris Copeland	1	1
Glean Eddy	-	1

**Big 12 Triple-Doubles**

Name	School	Opponent	Date	Pts.	Reb.	Asst.	Stls.	Blks.
^Kasib Powell	Texas Tech	Texas	Mar. 14, 2003	12	12	10	-	-
David Harrison	Colorado	Nebraska	Mar. 8, 2003	20	10	-	-	11
David Harrison	Colorado	Stetson	Nov. 24, 2002	31	17	-	-	10
Bernard King	Texas A&M	Texas Tech	Jan. 9, 2002	20	10	10	-	-
Maurice Baker	Oklahoma State	Texas-San Antonio	Jan. 3, 2001	19	14	10	-	-
Jamaal Tinsley	Iowa State	Missouri	Jan. 8, 2000	12	11	11	-	-
Brian Skinner	Baylor	E. Washington	Nov. 29, 1997	24	14	-	-	10

^ Big 12 Tournament, Dallas, Texas

- Kansas none
- Kansas State none
- Missouri none
- Nebraska none
- Oklahoma none
- Texas none

1)	Texas A&M	.417	10-1
2)	Nebraska	.433	11-3
3)	Kansas State	.456	9-2
4)	Texas Tech	.504	8-6
5)	Texas	.514	12-2
<b>6)</b>	<b>Colorado</b>	<b>.523</b>	<b>10-1</b>
7)	Iowa State	.534	10-3
8)	Oklahoma	.566	9-2
9)	Kansas	.574	9-4
10)	Oklahoma St.	.581	10-4
11)	Missouri	.599	7-4

**2006-07 National Letters of Intent:** Back in November, Coach Patton announced the 2009-10 incoming class who signed National Letters of Intent. Six student-athletes will be playing their first seasons in Boulder, while another is sitting out the 2005-06 after transferring. He will be eligible next year.

**Kalvin Bay**, 6-2, 170-pound, point-guard (Tempe, Arizona/Marcos de Niza HS)

**Sean Kowal**, 6-10, 240-pound, center (St. Louis, Mo./De Smet Jesuit HS)

**Xavier Silas**, 6-4, 205-pound, guard (Wolfeboro, NH/Brewster Academy [Wolfeboro, N.H.], Stephen F. Austin HS (Austin, Texas)

**Dwight Thorne**, 6-3, 205-pound, point guard (Arlington, Texas/Martin HS)

**Dale Vanwright**, 6-6, 200 pound, small forward (Houston, Texas/Bellaire HS)

**Jeremy Williams**, 6-8, 210, small forward (Memphis, Tenn./Hamilton HS)

**Jermyl Jackson-Wilson**, 6-5, 210-pound, forward (Milwaukee, Wisconsin/Fork Union Military

### 2005-06 STARTING LINEUPS

Games	G	G	G	F	F	W-L
UNC WILMINGTON	Coleman	Obazuaye	Roby	Copeland	Osborn	1-0
at Colorado State	Coleman	Obazuaye	Roby	Copeland	Osborn	1-1
vs. Saint Mary's	Hall	Obazuaye	Roby	Copeland	Osborn	1-0
at Penn	Hall	Obazuaye	Roby	Copeland	Osborn	2-0
CAL POLY	Hall	Obazuaye	Roby	Copeland	Osborn	3-0
UTAH	Hall	Obazuaye	Roby	Copeland	Osborn	4-0
UC IRVINE	Hall	Obazuaye	Roby	Copeland	Osborn	5-0
at TCU	Hall	Obazuaye	Roby	Copeland	Osborn	6-0
MERCER	Hall	Obazuaye	Roby	Copeland	Osborn	7-0
DARTMOUTH	Hall	Obazuaye	Roby	Copeland	Osborn	8-0
SAVANNAH STATE	Hall	Obazuaye	Roby	Copeland	Osborn	9-0
at Texas	Hall	Obazuaye	Roby	Copeland	Osborn	9-1
KANSAS	Hall	Obazuaye	Roby	Copeland	Osborn	9-2
at Missouri	McGee	Freeman	Roby	Copeland	Ashby	1-0
BAYLOR	McGee	Freeman	Roby	Copeland	Ashby	2-0
at Oklahoma State	McGee	Obazuaye	Roby	Copeland	Ashby	1-0
NEBRASKA	McGee	Obazuaye	Roby	Copeland	Ashby	2-0
KANSAS STATE	Hall	Freeman	Roby	Copeland	Ashby	1-0

### 2005-06 GAME-BY-GAME INDIVIDUAL RESULTS

DATE	OPPONENT	W/L	SCORE	ATT	HIGH SCORER	HIGH REB.	ASSISTS	BLOCKS	3-PTERS MADE	STEALS
11/18	UNC Wilmington	W	73-54	3268	Copeland (20)	Osborn (8)	Roby (4)	Osborn (3)	Copeland, Roby (2)	three players w/3
11/21	at Colorado State	L	82-83	5868	Freeman (17)	King-Stockton (7)	Hall (7)	King-Stockton (2)	Osborn (3)	Hall (4)
11/26	vs. Saint Mary's	W	73-54	5035	Roby (29)	Roby, Williams (7)	Hall (8)	Roby, Williams(1)	Roby (4)	Roby (3)
11/29	at Penn	W	78-60	6249	Roby (22)	Obazuaye (9)	Roby (5)	King-Stockton, Roby (1)	Roby (4)	Copeland (3)
12/03	CAL POLY	W	93-75	1559	Roby, Osborn (17)	Osborn (10)	Hall (5)	Arrington, Osborn (2)	Osborn (4)	Coleman (3)
12/07	UTAH	W	76-52	2472	Roby (19)	Roby (10)	Copeland (4)	Copeland (2)	Roby (4)	Freeman (3)
12/17	UC IRVINE	W	96-80	1416	Roby (20)	Osborn (7)	Hall (5)	Roby (2)	Roby (3)	Freeman, Roby (3)
12/20	at TCU	W	77-59	3321	Hall, Roby (17)	Eddy, Obazuaye(7)	Osborn (3)	Osborn (3)	three players w/2	Coleman (2)
12/22	MERCER	W	117-74	2010	Obazuaye (19)	Copeland (7)	McGee (6)	Osborn, Senger (3)	Carder (3)	Coleman, Senger (3)
12/31	DARTMOUTH	W	83-65	2534	Freeman (17)	Freeman (9)	Roby (4)	Freeman (2)	5 players w/ 1	Roby (4)
01/03	SAVANNAH ST.	W	116-52	1424	Eddy (17)	Eddy (9)	Hall (5)	Copeland (3)	Osborn (5)	Hall (5)
01/07	at Texas	L	64-89	14168	Freeman (20)	Freeman, Williams (8)	Roby, Obazuaye (2)	4 players w/ 1	Roby (3)	Freeman, Roby (2)
01/11	KANSAS	L	63-75	10586	Copeland (22)	Roby (5)	Hall (6)	King-Stockton (3)	Copeland (4)	3 players w/ 2
01/14	at Missouri	W	74-71	10684	Roby (33)	Ashby (5)	Coleman (6)	Ashby (2)	Roby (6)	5 players w/ 1
01/18	BAYLOR	W	81-48	3440	Roby (21)	King-Stockton (11)	Coleman (7)	4 players w/ 2	Copeland, Roby (4)	5 players w/ 1
01/21	at Oklahoma State	W	80-78	13046	Roby (27)	Ashby, Roby (7)	Hall (6)	Ashby (2)	Hall (4)	Roby (6)
01/25	NEBRASKA	W	81-59	6988	Roby (30)	Osborn (8)	Coleman (7)	three players w/ 2	Roby (6)	Roby (3)
01/28	KANSAS STATE	W	79-75	8074	Roby (18)	Copeland, Freeman (7)	Hall (7)	Copeland (4)	Copeland (3)	Freeman (2)

**Big 12 Rankings: INDIVIDUAL**

<b>Scoring</b>			
	<b>G</b>	<b>PTS</b>	<b>AVG</b>
5. Richard Roby	18	333	18.5
<b>FG %</b>			
	<b>FTG</b>	<b>FGM</b>	<b>PCT</b>
11. Richard Roby	119	246	.484
<b>Free Throw %</b>			
	<b>FTM</b>	<b>FTA</b>	<b>PCT</b>
15. Richard Roby	49	70	.700
<b>Rebounding</b>			
	<b>G</b>	<b>TOT</b>	<b>Avg</b>
20. Richard Roby	18	94	5.2
<b>Assists</b>			
	<b>G</b>	<b>ASTS</b>	<b>AVG</b>
6. Marcus Hall	18	75	4.1
<b>Steals</b>			
	<b>G</b>	<b>STLS</b>	<b>AVG</b>
3. Richard Roby	18	40	2.22
<b>3-Point FG %</b>			
	<b>3FGM</b>	<b>3FGA</b>	<b>AVG</b>
2. Richard Roby	46	102	.451
<b>3-Point FG Made</b>			
	<b>G</b>	<b>3-FC</b>	<b>AVG.</b>
5. Richard Roby	18	46	2.56
11. Andy Osborn	18	35	1.94
15. Chris Copeland	18	30	1.67
<b>Blocked Shots</b>			
	<b>G</b>	<b>BLKS</b>	<b>AVG</b>
8. Chris Copeland	18	24	1.33
11. Andy Osborn	18	19	1.06
15. Marcus King-Stockton	18	15	0.83
<b>Offensive Rebounds</b>			
	<b>G</b>	<b>NO.</b>	<b>AVG</b>
15. Martane Freeman	18	40	2.22
<b>Defensive Rebounds</b>			
	<b>G</b>	<b>NO.</b>	<b>AVG</b>
14. Richard Roby	18	69	3.83
<b>Assist/Turnover Ratio</b>			
	<b>ASTS</b>	<b>TO</b>	<b>RATIO</b>
1. Marcus Hall	75	29	2.59

**BIG 12 Rankings: TEAM**

<b>Scoring Offense</b>			
	<b>G</b>	<b>PTS</b>	<b>AVG</b>
1. Colorado	18	1486	82.6
2. Texas	21	1657	78.9
<b>Scoring Defense</b>			
	<b>G</b>	<b>PTS</b>	<b>AVG</b>
1. Texas	21	1233	58.7
8. Colorado	18	1203	66.8
<b>Scoring Margin</b>			
	<b>OFF</b>	<b>DEF</b>	<b>MARGIN</b>
1. Texas	78.9	58.7	+20.2
3. Colorado	82.6	66.8	+15.7
<b>Free Throw %</b>			
	<b>FTM</b>	<b>FTA</b>	<b>PCT</b>
1. Iowa State	273	373	.732
11. Colorado	226	361	.626
<b>Field Goal %</b>			
	<b>FGM</b>	<b>FGA</b>	<b>PCT</b>
1. Oklahoma State	576	1151	.500
4. Colorado	550	1176	.468
<b>FG % Defense</b>			
	<b>FGM</b>	<b>FGA</b>	<b>PCT</b>
1. Kansas	424	1185	.358
5. Colorado	427	1050	.407
<b>3-Point FG %</b>			
	<b>FGM</b>	<b>FGA</b>	<b>PCT</b>
1. Kansas State	81	209	.388
3. Colorado	160	419	.382
<b>3-Point FG % Def.</b>			
	<b>FGM</b>	<b>FGA</b>	<b>PCT</b>
1. Texas	136	436	.312
5. Colorado	117	340	.344
<b>Rebounding</b>			
	<b>G</b>	<b>REBS</b>	<b>AVG</b>
1. Colorado	18	747	41.5
2. Kansas	21	829	41.5
<b>Rebounding Defense</b>			
	<b>G</b>	<b>REBS</b>	<b>AVG</b>
1. Oklahoma	18	466	25.9
9. Colorado	18	638	35.4
<b>Rebounding Margin</b>			
	<b>REBS</b>	<b>OPP</b>	<b>MARGIN</b>
1. Oklahoma	684	466	+12.1
4. Colorado	747	638	+6.1
<b>Blocked Shots</b>			
	<b>G</b>	<b>BLKS</b>	<b>AVG</b>
1. Colorado	18	113	6.28
2. Kansas	20	116	5.80
<b>Assists</b>			
	<b>G</b>	<b>ASTS</b>	<b>AVG</b>
1. Kansas	20	370	18.50
2. Colorado	18	322	17.89
<b>Steals</b>			
	<b>G</b>	<b>STLS</b>	<b>AVG</b>
1. Iowa State	20	206	10.30
2. Colorado	18	174	9.67

**2005-06 NCAA Statistical TEAM Comparison (as of Jan. 30)**

<b>Category</b>	<b>NCAA Leader</b>	<b>Avg.</b>	<b>CU</b>	<b>Conf. Rk.</b>	<b>NL.</b>	<b>Big 12 Leader</b>	<b>Avg.</b>
Scoring Offense	Washington	84.9	82.6	1st	7th	Colorado	82.6
Scoring Defense	Air Force	53.1	66.8	8th	-	Texas	58.78
Scoring Margin	Texas	20.6	15.7	2nd	6th	Texas	20.2
FG Percentage	Florida	52.2	46.8	5th	-	Oklahoma State	50.0
FG % Defense	Kansas	35.8	40.7	5th	-	Kansas	35.8
3-Pt. FG Per Game	Troy	12.1	8.9	1st	16th	Colorado	8.9
3-Pt. FG %	Indiana	44.2	38.2	3rd	42nd	Kansas State	38.8
Free-Throw	Gonzaga	79.8	62.6	11th	-	Iowa State	73.2
Rebound Margin	Oklahoma	12.1	6.1	25th	-	Oklahoma	12.1
Assists Per Game	Texas A&M-CC	19.7	17.9	2nd	12th	Kansas	18.5
Blocked Shots	Connecticut	9.5	6.3	1st	12th	Colorado	6.3
Steals	Houston	12.6	9.7	2nd	20th	Iowa State	10.3
Turnovers	Temple	7.4	13.7	1st	-	Colorado	13.7

**2005-06 NCAA Statistical INDIVIDUAL Comparison (as of Jan. 30)**

<b>Category</b>	<b>Leader</b>	<b>School</b>	<b>Avg.</b>
Ntl. Scoring Leader	Adam Morrison	Gonzaga	29.0
Big 12	Thomas Gardner	Missouri	20.9
Colorado	Richard Roby	Colorado	18.5
Ntl. Field Goal %	Randall Hanke	Providence	67.9
Big 12	LaMarcus Aldridge	Texas	62.1
Colorado	Richard Roby	Colorado	48.4
Ntl. 3-Point %	Robert Vaden	Indiana	50.5
Big 12	Wes Wilkinson	Nebraska	48.7
Colorado	Richard Roby	Colorado	45.1
Ntl. 3-Point Made	Andre Collins	Loyola (MD)	4.6
Big 12	Thomas Gardner	Missouri	3.53
Colorado	Richard Roby	Colorado	2.56
Ntl. Free Throw %	Derek Raivio	Gonzaga	96.2
Big 12	Jarius Jackson	Texas Tech	82.8
Colorado	Richard Roby	Colorado	70.0
Ntl. Rebounding	Paul Millsap	La. Tech	12.7
Big 12	LaMarcus Aldridge	Texas	9.2
Colorado	Richard Roby	Colorado	5.2
Ntl. Assists	Jose Juan Barea	Northeastern	8.8
Big 12	Will Blalock	Iowa State	6.4
Colorado	Marcus Hall	Colorado	4.2
Ntl. Blocked Shots	Shawn James	Northeastern	6.1
Big 12	Wes Wilkinson	Nebraska	2.1
Colorado	Chris Copeland	Colorado	1.3
Ntl. Steals	Obie Trotter	Alabama A&M	3.6
Big 12	Curtis Stinson	Iowa State	2.7
Colorado	Richard Roby	Colorado	2.2

<b>Turnover Margin</b>	<b>TURN</b>	<b>OPP</b>	<b>MARGIN</b>	<b>Offensive Rebounds</b>	<b>G</b>	<b>REBS</b>	<b>AVG</b>
1. Iowa State	277	397	+6.00	1. Colorado	18	287	15.94
3. Colorado	246	312	+3.67	2. Oklahoma	18	285	15.83
<b>Assist/Turnover Ratio</b>	<b>ASTS</b>	<b>TURN</b>	<b>RATIO</b>	<b>Defensive Rebounds</b>	<b>G</b>	<b>REBS</b>	<b>AVG</b>
1. Colorado	322	246	1.31	1. Kansas	20	563	28.15
2. Texas A&M	328	265	1.24	3. Colorado	18	460	25.56
				<b>3-Point FG Made</b>	<b>G</b>	<b>FGM</b>	<b>AVG</b>
				1. Colorado	18	160	8.89
				2. Texas	21	162	7.71

## FROM THE BOARDS

	Offensive			Defensive			Rebounds		
	CU	Oppt.	+/-	CU	Oppt.	+/-	CU	Oppt.	+/-
<b>UNCW</b>	13	12	+1	23	19	+4	36	31	+5
at Colorado State	15	11	+4	17	17	-	32	28	+4
vs. Saint Mary's	17	12	+5	30	30	-	47	42	+5
at Penn	12	7	+5	38	21	+17	50	28	+22
<b>CAL POLY</b>	22	10	+12	24	23	+1	46	33	+13
<b>UTAH</b>	18	9	+9	23	26	-3	41	35	+6
<b>UC IRVINE</b>	11	3	+8	24	23	+1	35	26	+9
at TCU	11	15	-4	32	21	+11	43	36	+7
<b>MERCER</b>	15	17	-2	32	17	+15	47	34	+13
<b>DARTMOUTH</b>	16	15	+1	32	20	+12	48	35	+13
<b>SAVANNAH ST</b>	19	12	+7	28	18	+10	47	30	+17
at Texas	20	17	+3	20	33	-13	40	50	-10
<b>KANSAS</b>	9	19	-10	19	31	-12	28	50	-22
at Missouri	18	9	+9	13	21	-8	31	30	+1
<b>BAYLOR</b>	22	19	+3	34	20	+14	56	39	+17
at Okla. State	19	18	+1	23	19	+4	38	41	-3
<b>NEBRASKA</b>	14	10	+4	30	25	+5	44	35	+9
<b>KANSAS STATE</b>	16	13	+3	22	22	-	38	35	+3
<b>TOTALS</b>	<b>287</b>	<b>228</b>	<b>+56</b>	<b>464</b>	<b>406</b>	<b>+58</b>	<b>747</b>	<b>638</b>	<b>+109</b>
<b>AVERAGES</b>	<b>15.9</b>	<b>12.6</b>	<b>+3.3</b>	<b>25.8</b>	<b>22.6</b>	<b>+3.2</b>	<b>41.5</b>	<b>35.4</b>	<b>+6.1</b>

## SCORING CAMPARISON

	Starters			Bench		
	CU	Oppt.	+/-	CU	Oppt.	+/-
<b>UNC WILMINGTON</b>	63	25	+38	10	29	-19
at Colorado State	49	75	-26	33	8	+25
vs. Saint Mary's	46	43	+3	27	11	+16
at Penn	62	46	+16	16	14	+2
<b>CAL POLY</b>	70	63	+7	23	12	+11
<b>UTAH</b>	54	33	+12	22	19	+3
<b>UC IRVINE</b>	62	66	-4	34	14	+20
at TCU	67	33	+34	10	26	-16
<b>MERCER</b>	50	35	+15	67	39	+28
<b>DARTMOUTH</b>	60	36	+24	56	16	+40
at Texas	38	79	-41	26	10	+16
<b>KANSAS</b>	55	59	-4	8	16	-8
at Missouri	52	58	-6	22	13	+9
<b>BAYLOR</b>	42	26	+16	39	22	+17
at Oklahoma State	42	42	0	38	36	+2
<b>NEBRASKA</b>	49	40	+9	32	19	+13
<b>KANSAS STATE</b>	63	46	+17	16	29	-13
<b>TOTALS</b>	<b>924</b>	<b>803</b>	<b>+121</b>	<b>479</b>	<b>333</b>	<b>+146</b>
<b>AVERAGES</b>	<b>51.3</b>	<b>44.6</b>	<b>+6.7</b>	<b>26.6</b>	<b>18.5</b>	<b>+8.1</b>

## 2005-06 SCORING BREAKDOWN

Game	Total	1st	2nd	OT	Starters	Bench	Fr.	So.	Jr.	Sr.
<b>UNC Wilmington</b>	73	29	44	-	63	10	-	16	9	48
at Colorado State	82	43	39	-	49	33	-	14	17	51
Saint Mary's	73	40	33	-	46	27	4	33	12	24
at Penn	78	37	41	-	62	16	-	24	14	40
<b>CAL POLY</b>	93	45	48	-	70	23	4	22	16	51
<b>UTAH</b>	76	33	43	-	54	22	-	23	12	41
<b>UC IRVINE</b>	96	47	49	-	62	34	-	20	27	49
at TCU	77	36	41	-	67	10	-	17	19	41
<b>MERCER</b>	117	65	52	-	50	67	19	8	12	78
<b>DARTMOUTH</b>	83	41	42	-	54	29	2	13	9	59
<b>SAVANNAH ST</b>	116	67	49	-	60	56	3	10	21	82
at Texas	64	24	40	-	38	26	4	14	9	37
<b>KANSAS</b>	63	27	36	-	55	8	-	15	6	42
at Missouri	74	30	44	-	52	22	-	33	11	30
<b>BAYLOR</b>	81	36	45	-	42	39	-	29	12	40
at Oklahoma State	80	39	32	9	42	38	-	27	19	34
<b>NEBRASKA</b>	81	27	54	-	49	32	-	30	20	31
<b>KANSAS STATE</b>	79	35	44	-	63	16	-	21	17	41
<b>TOTALS</b>	<b>1486</b>	<b>691</b>	<b>774</b>	<b>9</b>	<b>978</b>	<b>508</b>	<b>36</b>	<b>369</b>	<b>262</b>	<b>819</b>
<b>AVERAGES</b>	<b>82.6</b>	<b>38.4</b>	<b>43.0</b>	<b>9.0</b>	<b>(54.3)</b>	<b>(28.2)</b>	<b>2.0</b>	<b>20.5</b>	<b>14.6</b>	<b>45.5</b>

**8-8-8**

**10 mini-games:** In a way, college basketball games can be viewed as a series of 10 mini-games, broken up by media timeouts. Here, we break down the Buffaloes and their opponents from one timeout to the next:

	<b>20-16</b>	<b>16-12</b>	<b>12-8</b>	<b>8-4</b>	<b>4-0</b>	<b>HALFTIME</b>	<b>20-16</b>	<b>16-12</b>	<b>12-8</b>	<b>8-4</b>	<b>4-0</b>	<b>OT</b>	<b>FINAL</b>
<b>UNCW</b>	9-7	6-2	4-4	5-8	5-2	<b>29-23</b>	11-9	13-2	7-5	8-5	5-10		<b>W, 73-54</b>
at Colorado State	14-13	6-9	5-7	11-7	7-4	<b>43-40</b>	11-10	10-6	8-10	2-5	8-12		<b>L, 82-83</b>
vs. Saint Mary's	4-7	8-0	13-7	9-8	6-4	<b>40-26</b>	5-9	4-5	5-0	13-8	6-6		<b>W, 73-54</b>
at Penn	14-9	2-11	7-3	6-13	8-1	<b>37-37</b>	9-5	6-4	4-2	13-5	9-7		<b>W, 78-60</b>
<b>CAL POLY</b>	10-10	8-7	13-9	11-8	3-5	<b>45-39</b>	11-8	11-8	13-8	9-4	4-8		<b>W, 93-75</b>
<b>UTAH</b>	3-8	3-2	9-0	8-2	10-4	<b>33-16</b>	5-15	6-0	14-11	7-6	11-4		<b>W, 76-52</b>
<b>UC IRVINE</b>	14-13	11-8	8-4	9-8	3-3	<b>47-36</b>	9-10	8-10	11-8	11-10	10-6		<b>W, 96-80</b>
at TCU	9-2	2-5	8-7	9-6	8-7	<b>36-27</b>	11-6	4-1	13-5	6-14	7-6		<b>W, 77-69</b>
<b>MERCER</b>	22-6	7-5	10-5	16-8	10-5	<b>65-29</b>	18-6	12-11	9-10	8-8	5-10		<b>W, 117-74</b>
<b>DARTMOUTH</b>	16-6	3-4	6-5	4-5	12-4	41-24	12-11	1-8	14-7	13-9	2-6		<b>W, 85-63</b>
<b>SAVANNAH ST</b>	22-4	10-4	16-4	13-2	6-2	67-16	19-7	7-5	13-9	5-6	5-9		<b>W, 116-52</b>
at Texas	2-11	6-2	4-13	4-5	8-12	24-43	9-15	9-6	7-13	6-6	9-6		<b>L, 64-89</b>
<b>KANSAS</b>	8-8	4-8	5-4	5-7	5-2	27-29	8-10	2-7	9-13	5-5	12-11		<b>L, 63-75</b>
at Missouri	8-6	9-11	6-7	5-2	2-9	30-35	9-5	13-7	6-11	6-7	10-6		<b>W, 74-71</b>
<b>BAYLOR</b>	2-6	5-6	10-4	11-2	8-0	36-18	7-9	6-7	11-5	13-6	8-3		<b>W, 81-48</b>
at Oklahoma St.	5-2	4-9	9-6	16-8	5-5	39-30	6-6	0-14	10-7	10-10	6-4	9-7	<b>W, 80-78</b>
<b>NEBRASKA</b>	0-4	5-1	9-2	10-12	3-0	27-19	4-7	13-0	11-13	8-7	18-12		<b>W, 81-59</b>
<b>KANSAS STATE</b>	5-4	15-7	7-7	5-11	3-6	35-35	19-13	2-3	9-11	4-4	10-9		<b>W, 79-75</b>
	<b>167-126</b>	<b>114-97</b>	<b>149-98</b>	<b>157-122</b>	<b>118-75</b>	<b>701 - 520</b>	<b>185-161</b>	<b>127-104</b>	<b>174-148</b>	<b>147-125</b>	<b>145-135</b>	<b>9-7</b>	
	<b>9.3-7.0</b>	<b>6.3-5.4</b>	<b>8.3-5.4</b>	<b>8.7-6.8</b>	<b>6.6-4.2</b>	<b>38.9 - 28.9</b>	<b>10.3-8.9</b>	<b>7.1-5.8</b>	<b>9.7-8.2</b>	<b>8.2-6.9</b>	<b>8.1-7.5</b>	<b>9-7</b>	<b>1486 (82.6)</b> <b>1203 (66.8)</b>

## 2005-06 GAME-BY-GAME TEAM STATISTICS

Game	Score	FG-FGA	Pct.	3-Pt.-FGA	Pct.	FT-FTA	Pct.	O-D	TOT	F/EJ	A	TO	BLK	S
COLORADO	73	26-54	.464	4-17	.235	17-24	.708	13-23	36	14/0	17	6	6	17
UNC Wilmington	54	22-54	.407	5-14	.357	5-8	.625	12-19	31	24/0	13	26	2	3
COLORADO	82	32-61	.525	7-18	.389	11-19	.579	15-17	32	25/1	21	16	3	11
at Colorado State	83	26-50	.520	13-25	.520	18-26	.692	11-17	28	17/0	20	20	6	7
COLORADO	73	30-73	.411	6-18	.333	7-13	.538	17-30	47	21/0	18	15	2	9
Saint Mary's	54	19-54	.352	4-17	.235	12-24	.500	12-30	42	17/0	4	22	4	6
COLORADO	78	27-57	.474	8-15	.533	16-20	.800	12-28	50	23/0	15	18	2	9
at Penn	60	22-61	.361	6-27	.222	10-21	.476	7-21	28	21/0	16	12	1	8
COLORADO	93	36-75	.480	8-27	.296	13-25	.520	22-24	46	11/0	19	5	6	10
Cal Poly	75	29-58	.500	12-26	.462	5-9	.556	10-23	33	19/0	13	15	4	2
COLORADO	76	29-70	.414	12-37	.324	6-11	.545	18-23	41	17/0	18	10	4	9
Utah	52	21-50	.420	2-14	.143	8-16	.500	9-26	35	15/0	7	17	1	5
COLORADO	96	33-64	.516	10-26	.385	20-24	.833	11-24	35	18/1	19	12	3	13
UC Irvine	80	30-53	.566	9-18	.500	11-17	.647	3-23	26	22/1	21	17	0	6
COLORADO	77	28-57	.491	7-21	.333	14-20	.700	11-32	43	26/0	17	23	6	6
at TCU	59	18-59	.305	6-24	.250	17-30	.567	15-21	36	20/0	12	20	2	3
COLORADO	117	47-75	.627	12-19	.632	11-19	.579	15-32	47	13/0	29	14	12	14
Mercer	74	29-75	.387	9-20	.450	7-10	.700	17-17	34	18/0	13	18	3	8
COLORADO	83	33-63	.524	5-16	.313	12-21	.571	16-32	48	17/0	18	19	9	12
Dartmouth	65	23-69	.333	5-17	.294	14-16	.875	15-20	35	19/0	11	15	3	7
COLORADO	116	45-78	.577	12-25	.480	14-24	.583	19-28	47	15/0	27	13	10	19
Savannah State	52	18-56	.321	4-10	.400	12-15	.800	12-18	30	18/0	3	28	1	8
COLORADO	64	22-71	.310	6-25	.240	14-22	.636	20-20	40	26/1	7	12	4	4
at Texas	89	30-62	.484	8-19	.421	21-32	.656	17-33	50	16/0	18	14	6	8
COLORADO	63	21-57	.368	9-22	.409	12-23	.522	9-19	28	20/0	13	12	11	8
Kansas	75	28-63	.444	2-13	.154	17-23	.739	19-31	50	19/0	20	17	5	6
COLORADO	74	26-61	.426	13-29	.448	9-13	.692	18-13	31	22/0	18	12	5	5
at Missouri	71	22-44	.500	5-16	.313	22-31	.710	9-21	30	19/0	12	13	2	3
COLORADO	81	30-67	.448	11-25	.440	10-18	.556	22-34	56	14/0	17	12	10	5
Baylor	48	16-64	.250	6-27	.222	10-19	.529	19-20	39	17/0	7	11	4	2
COLORADO	80	31-70	.443	12-29	.414	6-10	.414	19-19	38	19/0	15	12	5	9
at Oklahoma St.	78	28-64	.438	5-15	.333	17-21	.810	18-23	41	16/0	18	16	1	6
COLORADO	81	28-60	.467	10-27	.370	15-28	.536	14-30	44	18/0	18	15	8	10
Nebraska	59	20-56	.357	7-21	.333	12-16	.750	10-25	35	22/1	9	18	1	2
COLORADO	79	26-61	.426	8-23	.348	19-27	.704	16-22	38	18/0	21	9	7	4
Kansas State	75	26-58	.448	9-17	.529	14-21	.667	13-22	35	24/0	18	13	4	2

**All-time at Colorado**

**CAREER SCORING**

Player	G	Pts.	Avg.	Seas.
1. Donnie Boyce	106	1995	18.8	1991-95
10. Ken Charlton	76	1352	17.8	1961-63
15. Scott Wedman	75	1251	15.0	1972-74
20. Larry Vaculik	106	1084	10.2	1975-78
28. Jo Jo Hunter	54	922	17.1	1980-81
35. Bob Jeangerard	67	842	12.4	1952-55
37. Matt Bullard	56	820	14.6	1986-87
38. Dave Logan	58	817	14.1	1973-75
39. Nick Mohr	100	815	8.1	1998-02
40. <b>Richard Roby</b>	<b>48</b>	<b>813</b>	<b>16.9</b>	<b>2004-pre.</b>
Gerry Schroeder	70	813	11.6	1957-59

**CAREER REBOUNDING**

Player	Seasons	G	Reb.	Avg.
1. Stephane Pelle	199-03	123	1054	8.6
30. Jacques Tuz	1978-82	104	436	4.2
41. Dave Logan	1973-75	58	367	6.3
42. <b>Glean Eddy</b>	<b>2002-pre</b>	<b>107</b>	<b>366</b>	<b>3.4</b>
43. <b>Chris Copeland</b>	<b>2002-pre</b>	<b>101</b>	<b>361</b>	<b>3.6</b>

**CAREER BLOCKS**

Player	G	Blk.	Avg.	Season
1. David Harrison	88	225	2.6	2001-04
2. Ted Allen	83	161	1.9	1991-95
3. Poncho Hodges	55	131	2.4	1991-93
4. Cliff Meely	80	123	1.5	1968-71
5. Donnie Boyce	106	114	1.1	1991-95
6. Rodell Guest	119	98	0.8	1988-91
7. Shaun Vandiver	91	90	1.0	1988-91
8. Martice Moore	58	85	1.5	1995-97
9. <b>Chris Copeland</b>	<b>101</b>	<b>80</b>	<b>0.8</b>	<b>2002-pre</b>

**CAREER GAMES PLAYED**

Player	Seasons	G
1. Stephane Pelle	1999-03	123
Will Smith	1996-00	123
3. Blair Wilson	2000-04	119
Rodell Guest	1987-91	119
Stevie Wise	1987-91	119
13. <b>Glean Eddy</b>	<b>2002-pre</b>	<b>108</b>
14. <b>Antoine McGee</b>	<b>2002-pre.</b>	<b>107</b>

**CAREER ASSISTS**

Player	G	Ast.	Avg.	Seasons
1. Jay Humphries	112	562	5.0	1980-84
2. Mike Reid	108	446	4.1	1982-86
3. Jose Winston	85	440	5.2	1998-01
10. Chauncey Billups	55	282	5.1	1995-97
11. Jaquay Walls	55	273	5.0	1988-00
12. <b>Marcus Hall</b>	<b>76</b>	<b>246</b>	<b>3.2</b>	<b>2003-pre</b>
22. <b>Antoine McGee</b>	<b>107</b>	<b>192</b>	<b>1.8</b>	<b>2002-pre</b>

**CAREER GAMES STARTED**

Player	Seasons	G
1. Donnie Boyce	1991-95	105
18. Ted Allen	1992-95	64
19. <b>Jayson Obazuaye</b>	<b>2002-pre.</b>	<b>62</b>

**MOST CAREER GAMES PLAYED WITHOUT FOULING OUT**

Player	Seasons	G
1. Blair Wilson	2000-04	119
2. <b>Glean Eddy</b>	<b>2002-pre</b>	<b>108</b>
3. <b>Antoine McGee</b>	<b>2002-pre</b>	<b>107</b>

**MOST CAREER MINUTES PLAYED WITHOUT FOULING OUT**

Player	Seasons	G
1. Blair Wilson	2000-04	3234
2. Will Smith	1996-2000	1742
3. <b>Glean Eddy</b>	<b>2002-pre</b>	<b>1563</b>
4. <b>Antoine McGee</b>	<b>2002-pre</b>	<b>1481</b>

**CAREER MINUTES PLAYED**

Player	Seasons	MP
1. Jay Humphries	1980-84	3864
5. Randy Downs	1982-86	3354
10. Mike Reid	1982-86	2699
15. Rodell Guest	1987-91	2411
20. Will Smith	1996-00	2178
25. Reggie Morton	1988-90	1951
30. Chauncey Billups	1995-97	1866
31. <b>Jayson Obazuaye</b>	<b>2002-pre</b>	<b>1,865</b>

**2005-06 Game Leaders**

**Points Leader** (includes shared)

Roby	10
Freeman	3
Copeland	2
Eddy, Hall, Obazuaye, Osborn	1

**Rebounds Leader** (includes shared)

Roby, Osborn	4
Freeman	3
Copeland, Eddy	2
King-Stockton, Obazuaye	2
Williams	2
Ashby, Copeland	1

**Offensive Rebounding** (includes shared)

Freeman	7
King-Stockton	4
Osborn, Roby	3
Coleman, Obazuaye, Senger	2
Ashby, Copeland, Williams	1

**Defensive Rebounding** (includes shared)

Roby	8
Ashby, Copeland	3
Obazuaye, Osborn	3
Eddy	2
Coleman, Freeman, King-Stockton	1

**3-Pointers Made** (includes shared)

Roby	9
Copeland	7
Osborn	6
Hall	3
Carder, Freeman	1

**Assists Leader** (includes shared)

Hall	8
Roby	4
Coleman	3
Copeland, McGee,	1
Obazuaye, Osborn	1

**Blocks Leaders** (includes shared)

Copeland, Osborn	6
Ashby, Roby	4
King-Stockton	3
Arrington, Freeman	2
Eddy, Senger, Williams	1

**Steals Leader** (includes shared)

Roby	8
Freeman	6
Coleman	5
Hall	3
Copeland, Osborn	2
Ashby, McGee, Obazuaye	1
Senger, King-Stockton	1

**Minutes Played** (includes shared)

Roby	9
Hall	5
Copeland	4
Osborn	2
Ashby, Obazuaye	1

**Individual Superlatives****POINTS.....**

33 Roby, Richard at Missouri (1/14/06)  
 30 Roby, Richard vs. Nebraska (1/25/06)  
 29 Roby, Richard vs St. Mary's (11/26/05)  
 27 Roby, Richard at Oklahoma State (1/21/06)  
 22 Copeland, Chris vs. Kansas (1/11/06)  
 22 Roby, Richard at Penn (11/29/05)  
 20 Freeman, Martane at Texas (1/7/06)  
 20 Roby, Richard vs. UC Irvine (11/17/05)  
 20 Copeland, Chris at Penn (11/29/05)  
 20 Copeland, Chris vs UNCW (11/18/05)  
 19 Obazuaye, Jayson vs Mercer (12/22/05)  
 19 Roby, Richard vs Utah (12/07/05)

**FIELD GOALS MADE.....**

12 Roby, Richard at Oklahoma State (1/21/06)  
 11 Roby, Richard vs. Nebraska (1/25/06)  
 11 Roby, Richard at Missouri (1/14/06)  
 10 Roby, Richard vs St. Mary's (11/26/05)  
 9 Obazuaye, Jayson vs Mercer (12/22/05)  
 8 Roby, Richard vs Baylor (1/18/06)  
 8 Copeland, Chris vs. Kansas (1/11/06)  
 8 Freeman, Martane at Texas (1/7/06)  
 7 Roby, Richard vs. Kansas State (128/06)  
 7 Obazuaye, Jayson vs. Savannah State (1/3/06)  
 7 Eddy, Glean vs. Savannah State (1/3/06)  
 7 Hall, Marcus at TCU (12/20/05)  
 7 Roby, Richard vs Utah (12/07/05)  
 7 Roby, Richard vs Cal Poly (12/03/05)  
 7 Copeland, Chris at Penn (11/29/05)  
 7 Copeland, Chris at Colorado St (11/21/05)

**FIELD GOAL ATT.....**

24 Roby, Richard at Missouri (1/14/06)  
 21 Roby, Richard at Oklahoma State (1/21/06)  
 20 Roby, Richard vs Saint Mary's (11/26/05)  
 18 Roby, Richard vs. Kansas (1/11/06)  
 17 Roby, Richard vs Baylor (1/18/06)  
 17 Roby, Richard vs Utah (12/07/05)  
 16 Roby, Richard vs. Nebraska (1/25/06)  
 14 Freeman, Martane at Texas (1/7/06)

**FG PCT (min .665).....**

.900 (9-10) Obazuaye, Jayson vs Mercer (12/22/05)  
 .875 (7-8) Eddy, Glean vs. Savannah State (1/3/06)  
 .750 (6-8) Obazuaye, Jayson at TCU (12/20/05)  
 .750 (6-8) Obazuaye, Jayson vs Cal Poly (12/03/05)  
 .750 (6-8) Freeman, Martane at Colo. St. (11/21/05)  
 .700 (7-10) Hall, Marcus vs. Savannah St. (1/3/06)  
 .700 (7-10) Hall, Marcus at TCU (12/20/05)  
 .688 (11-16) Roby, Richard vs. Nebraska (1/25/06)  
 .667 (8-12) Copeland, Chris vs. Kansas (1/11/06)

**3 PT FG MADE.....**

6 Roby, Richard vs. Nebraska (1/25/06)  
 6 Roby, Richard at Missouri (1/14/06)  
 5 Osborn, Andy vs. Savannah State (1/3/06)  
 4 Roby, Richard vs Baylor (1/18/06)  
 4 Copeland, Chris vs. Kansas (1/11/06)  
 4 Roby, Richard vs Utah (12/07/05)  
 4 Osborn, Andy vs Cal Poly (12/03/05)  
 4 Roby, Richard at Penn (11/29/05)  
 4 Roby, Richard vs Saint Mary's (11/26/05)

**3 PT FG ATTEMPTS.....**

11 Roby, Richard at Missouri (1/14/06)  
 11 Roby, Richard vs Utah (12/07/05)  
 9 Roby, Richard vs. Nebraska (1/25/06)  
 9 Osborn, Andy vs. Savannah State (1/3/06)  
 9 Copeland, Chris vs Utah (12/07/05)  
 9 Osborn, Andy vs Cal Poly (12/03/05)

**3-PT FG PCT (min 4 made).....**

1.000 (4-4) Roby, Richard at Penn (11/29/05)  
 .800 (4-5) Hall, Marcus at Oklahoma St. (1/21/06)  
 .800 (4-5) Roby, Richard vs Baylor (1/18/06)  
 .667 (6-9) Roby, Richard vs. Nebraska (1/25/06)  
 .571 (4-7) Osborn, Andy vs Baylor (1/18/06)  
 .556 (5-9) Osborn, Andy vs. Savannah St (1/3/06)  
 .546 (6-11) Roby, Richard at Missouri (1/14/06)

**FREE THROWS MADE.....**

8 Roby, Richard at Penn (11/29/05)  
 8 Copeland, Chris vs UNCW (11/18/05)

**FREE THROW ATT.....**

9 Coleman, Dominique vs. Nebraska (1/25/06)  
 9 Copeland, Chris vs Cal Poly (12/03/05)  
 9 Copeland, Chris vs UNCW (11/18/05)

**FT PCT (min 5 made).....**

1.000 (8-8) Roby, Richard at Penn (11/29/05)  
 1.000 (5-5) Roby, Richard vs St. Mary's (11/26/05)  
 .857 (6-7) Copeland, Chris vs. Savannah St (1/3/06)

**REBOUNDS.....**

11 King-Stockton, Marcus vs Baylor (1/18/06)  
 10 Roby, Richard vs Utah (12/07/05)  
 10 Osborn, Andy vs Cal Poly (12/03/05)

**ASSISTS.....**

8 Hall, Marcus vs Saint Mary's (11/26/05)  
 7 Hall, Marcus vs. Kansas State (128/06)  
 7 Coleman, Dominique vs. Nebraska (1/25/06)  
 7 Coleman, Dominique vs Baylor (1/18/06)  
 7 Hall, Marcus at Colorado State (11/21/05)

**STEALS.....**

6 Roby, Richard at Oklahoma State (1/21/06)  
 5 Hall, Marcus vs. Savannah State (1/3/06)  
 4 Roby, Richard vs. Savannah State (1/3/06)  
 4 Roby, Richard vs. Dartmouth (12/31/05)  
 4 Hall, Marcus at Colorado State (11/21/05)

**BLOCKED SHOTS.....**

4 Copeland, Chris vs. Kansas State (128/06)  
 3 King-Stockton, Marcus vs. Kansas (1/11/06)  
 3 Copeland, Chris vs. Savannah State (1/3/06)  
 3 Osborn, Andy vs Mercer (12/22/05)  
 3 Senger, Scott vs Mercer (12/22/05)  
 3 Osborn, Andy at TCU (12/20/05)  
 3 Osborn, Andy vs UNC Wilmington (11/18/05)

**TURNOVERS.....**

5 Roby, Richard at TCU (12/20/05)  
 5 Obazuaye, Jayson vs UNCW (11/18/05)

**OPPONENT INDIVIDUAL GAME HIGHS****POINTS.....**

34 Morris, Sean at Colorado State (11/21/05)  
 27 Randolph, Javon vs Savannah State (1/3/06)  
 24 Martin, Cartier, Kansas State (128/06)  
 24 Tucker, P.J. at Texas (1/7/06)

**FIELD GOALS MADE.....**

11 Schraeder, Ross vs. UC Irvine (11/17/05)  
 10 Martin, Cartier, Kansas State (128/06)  
 10 Morris, Sean at Colorado State (11/21/05)  
 8 Moody, Christian vs. Kansas (1/11/06)  
 8 Tucker, P.J. at Texas (1/7/06)

**FIELD GOAL ATT.....**

18 Morris, Sean at Colorado State (11/21/05)  
 17 Tucker, P.J. at Texas (1/7/06)  
 16 Curry, JamesOn at Oklahoma State (1/21/06)

**FG PCT (min .600).....**

.916 (11-12) Schraeder, Ross UC Irvine (11/17/05)  
 .833 (10-12) Martin, Cartier, Kansas State (128/06)  
 .778 (7-9) Stockalper, Derek vs Cal Poly (12/03/05)  
 .727 (8-11) Moody, Christian vs. Kansas (1/11/06)  
 .667 (8-12) Johnson, Torre at Okla. State (1/21/06)  
 .636 (7-11) McKinney, Jimmy at Mizz (1/14/06)  
 .615 (8-13) Randolph, Javon vs Savannah St (1/3/06)

**3 PT FG MADE.....**

9 Morris, Sean at Colorado State (11/21/05)

**3-PT FG ATTEMPTS.....**

16 Morris, Sean at Colorado State (11/21/05)  
 9 Gardner, Thomas at Mizzou (1/14/06)  
 9 Whiten, Dawin vs Cal Poly (12/03/05)  
 9 Osmundson, Eric at Penn (11/29/05)

**3-PT FG PCT (min 3 made).....**

1.00 (3-3) Schraeder, Ross UC Irvine (11/17/05)  
 .750 (3-4) Stockalper, Derek vs Cal Poly (12/03/05)  
 .625 (5-8) Martin, Cartier, Kansas State (128/06)  
 .600 (3-5) Randolph, Javon vs Savannah St (1/3/06)  
 .500 (3-6) Campbell, Nic UC Irvine (11/17/05)  
 .375 (3-8) Curry, JamesON at Okla. State (1/21/06)

**FREE THROWS MADE.....**

8 McKinney, Jimmy at Mizzou (1/14/06)  
 8 Randolph, Javon vs Savannah State (1/3/06)  
 7 Rush, Brandon vs. Kansas (1/11/06)  
 7 Aldridge, LaMarcus at Texas (1/7/06)  
 6 Dourisseau, Jason vs. Nebraska (1/25/06)  
 6 Tucker, P.J. at Texas (1/7/06)  
 6 Danley, Steve at Penn (11/29/05)  
 6 Smith, Jason at Colorado State (11/21/05)

**FREE THROW ATT.....**

10 McKinney, Jimmy at Mizzou (1/14/06)  
 10 Danley, Steve at Penn (11/29/05)  
 9 Randolph, Javon vs Savannah State (1/3/06)

**FT PCT (min 7 made).....**

1.000 (8-10) McKinney, Jimmy at Mizzou (1/14/06)  
 .889 (8-9) Randolph, Javon vs Savannah St (1/3/06)  
 .875 (7-8) Rush, Brandon vs. Kansas (1/11/06)  
 .778 (7-9) Aldridge, LaMarcus at Texas (1/7/06)

**REBOUNDS.....**

15 Tucker, P.J at Texas (1/7/06)  
 12 Stephenson, Gabe vs Cal Poly (12/03/05)  
 11 Collins, Brett vs Saint Mary's (11/26/05)  
 10 Dourisseau, Jason vs. Nebraska (1/25/06)  
 10 Johnson, Torre at Oklahoma State (1/21/06)

**ASSISTS.....**

7 Fitzgerald, Aaron UC Irvine (11/17/05)  
 7 Morris, Micheal at Colorado State (11/21/05)

**STEALS.....**

3 Chalmers, Mario vs. Kansas (1/11/06)  
 3 Fitzgerald, Aaron UC Irvine (11/17/05)  
 3 Smith, Jason at Colorado State (11/21/05)

**BLOCKED SHOTS.....**

3 Leavitt, Coby vs Cal Poly (12/03/05)  
 3 Harrison, Michael at Colorado State (11/21/05)

**TURNOVERS.....**

7 Randolph, Javon vs Savannah State (1/3/06)  
 6 four players with six

**COLORADO - GAME HIGHS**

POINTS	117	vs Mercer (12/20/05)
	116	vs Savannah State (1/3/06)
FG MADE	47	vs Mercer (12/20/05)
	45	vs Savannah State (1/3/06)
FG ATTEMPTS	78	vs Savannah State (1/3/06)
	75	vs Mercer (12/20/05)
	75	Cal Poly (12/03/05)
FG %	.627 (47-75)	vs. Mercer (12/28/05)
	.577 (45-78)	vs Savannah State (1/3/06)
3 PT FG MADE	13	at Missouri (1/14/06)
	12	vs Utah (12/07/05), at Okla. State (1/21/05)
3 PT FG ATTEMPTS	37	vs Utah (12/07/05)
	29	at OSU (1/21/06), at Missouri (1/14/06)
3 PT FG %	.632	(47-75) vs Mercer (12/20/05)
	.533	(8-15) at Penn (11/29/05)
FT MADE	20	vs. UC Irvine (12/17/05)
	19	vs. Kansas State (1/28/06)
FT ATTEMPTS	28	vs. Nebraska (1/25/06)
	27	vs. Kansas State (1/28/06)
FT %	.833	(20-24) vs. UC Irvine (12/17/05)
	.800	(16-20) at Penn (11/29/05)
REBOUNDS	56	Baylor (1/18/06)
	50	at Penn (11/29/05)
ASSISTS	29	vs Mercer (12/20/05)
	27	vs Savannah State (1/3/06)
STEALS	19	vs Savannah State (1/3/06)
	17	vs UNC Wilmington (11/18/05)
BLOCKED SHOTS	12	vs Mercer (12/20/05)
	11	vs Kansas (1/11/06)
TURNOVERS	23	at TCU (12/20/05)
	19	vs Dartmouth (12/31/05)
FOULS	26	at Texas (1/7/06)
	26	at TCU (12/20/05)

**COLORADO - GAME LOWS**

POINTS	63	vs Kansas (1/11/06)
	64	at Texas (1/7/06)
FG MADE	21	vs Kansas (1/11/06)
	22	at Texas (1/7/06)
FG ATTEMPTS	56	vs UNC Wilmington (11/18/05)
	57	vs Kansas (1/11/06), at Penn (11/29/05)
FG %	.310	(22-71) at Texas (1/7/06)
	.368	(21-57) vs Kansas (1/11/06)
3 PT FG MADE	4	vs UNC Wilmington (11/18/05)
	5	vs Dartmouth (12/31/05)
3 PT FG ATTEMPTS	15	at Penn (11/29/05)
	16	vs Dartmouth (12/31/05)
3 PT FG %	.235	(4-17) vs UNC Wilmington (11/18/05)
	.240	(6-15) at Texas (1/7/06)
FT MADE	6	at OSU (1/21/06), vs Utah (12/07/05)
	7	vs Saint Mary's (11/26/05)
FT ATTEMPTS	10	at Oklahoma State (1/21/06)
	11	vs Utah (12/07/05)
FT PERCENTAGE	.520	(13-25) vs Cal Poly (12/03/05)
	.536	(15-28) vs. Nebraska (1/25/06)
REBOUNDS	28	vs Kansas (1/11/06)
	31	at Missouri (1/14/06)
ASSISTS	7	at Texas (1/7/06)
	12	vs UNC Wilmington (11/18/05)
STEALS	4	at Texas (1/7/06), vs. Kansas St (1/28/06)
	5	at Missouri (1/14/06), Baylor (1/18/06)
BLOCKED SHOTS	2	vs Saint Mary's (11/26/05)
	2	at Penn (11/29/05)
TURNOVERS	5	vs Cal Poly (12/03/05)
	10	vs Utah (12/07/05)
FOULS	11	vs Cal Poly (12/03/05)
	13	vs Mercer (12/20/05)

**OPPONENT - GAME HIGHS**

POINTS	89	at Texas (1/7/06)
	83	at Colorado State (11/21/05)
FG MADE	30	at Texas (1/7/06)
	30	vs. UC Irvine (12/17/05)
FG ATTEMPTS	75	vs Mercer (12/20/05)
	69	vs Dartmouth (12/31/05)
FG %	.566	(30-53) vs. UC Irvine (12/17/05)
	.520	(26-50) at Colorado State (11/21/05)
3-PT FG MADE	13	at Colorado State (11/21/05)
	12	vs Cal Poly (12/03/05)
3 PT FG ATTEMPT	27	Baylor (1/18/06)
	27	at Penn (11/29/05)
3 PT FG %	.520	(13-25) at Colorado State (11/21/05)
	.500	(9-18) vs UC Irvine (12/17/05)
FT MADE	22	at Missouri (1/14/06)
	21	at Texas (1/7/06)
FT ATTEMPTS	32	at Texas (1/7/06)
	31	at Missouri (1/14/06)
FT %	.875	(14-16) vs Dartmouth (12/31/05)
	.810	(17-21) at Oklahoma State (1/21/06)
REBOUNDS	50	vs Kansas (1/11/06), at Texas (1/7/06)
	42	vs Saint Mary's (11/26/05)
ASSISTS	21	vs. UC Irvine (12/17/05)
	20	vs KU (1/11/06), at Colorado St. (11/21/05)
STEALS	8	at Texas (1/7/06)
	8	vs Mercer (12/20/05), at Penn (11/29/05)
BLOCKED SHOTS	6	at Texas (1/7/06)
	6	at Colorado State (11/21/05)
TURNOVERS	28	vs Savannah State (1/3/06)
	26	vs UNC Wilmington (11/18/05)
FOULS	24	vs UNC Wilmington (11/18/05)
	24	vs. Kansas State (1/28/06)

**OPPONENT - GAME LOWS**

POINTS	48	Baylor (1/18/06)
	52	vs Utah (12/07/05)
FG MADE	16	Baylor (1/18/06)
	18	at TCU (12/20/05)
FG ATTEMPTS	44	at Missouri (1/14/06)
	49	vs Utah (12/07/05)
FG %	.305	(16-64) Baylor (1/18/06)
	.250	(18-59) at TCU (12/20/05)
3-PT FGS MADE	2	vs Kansas (1/11/06)
	2	vs Utah (12/07/05)
	4	vs Saint Mary's (11/26/05)
3 PT FG ATTEMPTS	10	vs Savannah State (1/3/06)
	13	vs Kansas (1/11/06)
3 PT FG %	.143	(2-14) vs Utah (12/07/05)
	.154	(2-13) vs Kansas (1/11/06)
FT MADE	5	vs UNC Wilmington (11/18/05)
	5	vs Cal Poly (12/03/05)
FT ATTEMPTS	8	vs UNC Wilmington (11/18/05)
	9	vs Cal Poly (12/03/05)
FT %	.476	(10-21) at Penn (11/29/05)
	.500	(8-16) vs Utah (12/07/05)
	.500	(12-24) vs Saint Mary's (11/26/05)
REBOUNDS	26	vs. UC Irvine (12/17/05)
	28	at Colo. St. (11/21/05), at Penn (11/29/05)
ASSISTS	3	vs Savannah State (1/3/06)
	4	vs Saint Mary's (11/26/05)
STEALS	2	NU (1/25/06), BU (1/18/06), KSU (1/28/06)
	3	at Mizzou (1/14/06), at TCU (12/20/05)
BLOCKED SHOTS	0	vs. UC Irvine (12/17/05)
	1	five teams with one, recent vs. NU (1/25/06)
TURNOVERS	11	Baylor (1/18/06), Cal Poly (12/03/05)
	12	at Penn (11/29/05)
FOULS	15	vs Utah (12/07/05)
	16	at OSU (1/21/06), at Texas (1/7/06)



**Head Coach**  
**Ricardo Patton**  
**10th year**

**PATTON YEAR-BY-YEAR**

Overall				Conference		
Season	W-L	Pct.	Post-season	W-L	Pct.	Finish
2005-06	15-3	.833	-	4-2	.667	-
2004-05	14-15	.483	None	4-12	.250	11th
2003-04	18-11	.621	NIT 1st Round	10-6	.625	4th
2002-03	20-12	.625	NCAA 1st Round	9-7	.563	t-5th
2001-02	15-14	.517	None	5-11	.313	9th
2000-01	15-15	.500	None	5-11	.313	9th
1999-00	18-14	.562	NIT 1st Round	7-9	.438	7th
1998-99	18-15	.545	NIT 2nd Round	7-9	.438	t-7th
1997-98	13-14	.481	None	7-9	.438	t-7th
1996-97	22-10	.688	NCAA 2nd Round	11-5	.688	2nd
1995-96	4-9	.307	None	3-8	.273	8th
<b>Totals</b>	<b>172-133</b>	<b>.564</b>	<b>2 NCAA/3 NIT</b>	<b>72-89</b>	<b>.447</b>	

Patton enters his 10th season with the Buffaloes and ranks second all-time on the school's all-time victories list with 172. He is joined this year by third-year assistant coach **Paul Graham** (North Texas State '74) and first-year coaches, **John Anderson** (Stillman College '80) and **Mike Frink** (Colorado '67) ... Frink, who played basketball at CU from 1963-65, is the only former player to be named as an assistant coach in the school's 104-year history ... Director of Basketball Operations **Will Smith** is in his second year with the Buffs, was Patton's first-ever recruit (1996-2000) ... Smith and former CU Buffs player **Bob Bauers** (1965-67) are tied at No. 53 on the school's all-time scoring list with 721 points. What makes this ironic, Bauers was Smith's scholarship donor when Smith played.

**The Ricardo Patton File**

**Full Name:**

Ricardo Maurice Patton

**Family:** Wife Jennifer,

sons Ricardo, Jr. (16) and Michael (15)

**Birthdate:** Oct. 23, 1958

**Hometown:** Nashville, Tenn.

**High School:** Hume Fogg (Nashville)

**College:** Belmont '80

**Graduate School:** Trevecca Nazarene '89

**Coaching Career:**

**1996-Present**

Head Coach,  
University of Colorado

**1993-96**

Assistant Coach, University of Colorado

**1991-93**

Assistant Coach, Tennessee State

**1990-91**

Assistant Coach, Arkansas-Little Rock

**1988-90**

Assistant Coach,  
Middle Tennessee State

**1986-87**

Head Coach,  
Hillwood High School

**1985-86**

Head Coach,  
Two Rivers Middle School

**PATTON 10-YEAR RESUME AT CU**

- Two NCAA Tournament Appearances (2002-03, 1996-97)
- Three NIT Appearances (2003-04, 1999-2000, 1998-99)
- Two 20-win seasons (20-12, 2002-03; 22-10, 1996-97)
- Two of three schools' 20-win seasons under Patton
- Owns five of CU's 10 18+ winning seasons
- Only coach to defeat Final Four participants (Kansas and Texas) in 2002-03
- First-ever undefeated 8-0 Big 12 Conference season in 2002-03; One of 22 schools nationally unbeaten at home in conference play in 2002-03
- 14 home wins in 2002-03 are the most in history
- three players named Phillips 66/Big 12 Players of the Week, most of any season in 2002-03
- Victory over No. 3 Texas (Feb. 4, 2004) highest win over a ranked team in 12 years; First time defeated four ranked teams (Kansas, Texas, Missouri, Oklahoma State) in the same year (in both polls) in 2002-03; Highest home attendance average in 20 years (8,995) was set in 2002-03

**Honors:** Summer 2000 - Led Big 12 All-Stars to 5-1 record against teams in Austria; *Basketball Times* West Region Coach of the Year, 1996-97; District 8 Coach of the Year, 1996-97

**Former Players in the Pros:** Chauncey Billups, currently with Detroit; David Harrison, currently with Indiana; Jaquay Walls, selected by Indiana, 2000

**Inside the Numbers**

- Home record of 118-38 record (.756)
- 172 career wins is second all-time in CU history

**Career Win Opt. Coach Date**

1<sup>st</sup> vs. Missouri (Norm Stewart), 106-94  
Jan. 29, 1996

25<sup>th</sup> vs. Texas (Tom Penders), 83-60,  
Mar. 1, 1997

50<sup>th</sup> vs. Iowa State (Larry Eustachy), 64-44  
Jan. 27, 1999

75<sup>th</sup> vs. Texas Tech (James Dickey), 88-67  
Mar. 4, 2000

100<sup>th</sup> vs. Iowa State (Larry Eustachy), 63-61  
Jan. 16, 2002

125<sup>th</sup> vs. Kansas State (Jim Woolridge), 77-76  
Mar. 13, 2003

150<sup>th</sup> vs. Gardner-Webb (Rick Scruggs), 97-88  
Dec. 28, 2004

**Patton Year-by-Year**

HOME	Overall	Conf.	Non-Conf.
2005-06	10-1	3-1	7-0
2004-05	9-6	2-6	7-0
2003-04	12-3	7-1	5-2
2002-03	14-1	8-0	6-1
2001-02	12-4	4-4	8-0
2000-01	8-7	2-6	6-1
1999-2000	13-3	6-2	7-1
1998-99	13-3	5-3	8-0
1997-98	11-5	5-3	6-2
1996-97	13-1	7-1	6-0
*1995-96	3-4	2-4	1-0
<b>TOTAL</b>	<b>119-38</b>	<b>51-31</b>	<b>67-7</b>

**AWAY Overall Big 12 Non-Conf.**

2005-06	4-2	2-1	2-1
2004-05	4-9	2-6	2-3
2003-04	6-7	3-5	3-2
2002-03	3-9	1-7	2-2
2001-02	2-9	1-7	1-2
2000-01	6-6	3-5	3-1
1999-2000	2-10	1-7	1-3
1998-99	2-9	2-6	0-3
1997-98	2-7	2-6	0-1
1996-97	6-6	4-4	2-2
*1995-96	1-4	1-4	-
<b>TOTAL</b>	<b>38-78</b>	<b>22-58</b>	<b>16-20</b>

**NEUTRAL**

**Overall**

2005-06	1-0
2004-05	1-1
2003-04	0-1
2002-03	3-2
2001-02	1-1
2000-01	3-3
1999-2000	0-2
1998-99	3-3
1997-98	3-1
1996-97	1-2
*1995-96	0-1
<b>TOTAL</b>	<b>16-17 (.485)</b>

\*replaced Joe Harrington Jan. 16



**Paul Graham**  
**3rd year**  
**Assistant Coach**



**Mike Frink**  
**1st year**  
**Assistant Coach**



**John Anderson**  
**1st year**  
**Assistant Coach**



**Will Smith, 2nd year**  
**Director of Basketball Operations**

**Game 1**  
**Colorado** 73  
**UNC Wilmington** 54  
**Nov. 18, 2005** Coors Events Center

**BOULDER, Colo. (AP)** - Chris Copeland's 20 points led Colorado past UNC Wilmington 73-54 Friday night, the Seahawks' first loss after three impressive wins in the Black Coaches Association Tournament.

Bufs coach Ricardo Patton, who has a .547 winning percentage and a .439 Big 12 mark in his decade in Boulder, improved to 10-0 in season openers.

Richard Roby, who led the Bufs with a 16-point average as a freshman last season, added 14 points, Jayson Obazuaye had 12 and Andy Osborn finished with 10. T.J. Carter's 12 points led the Seahawks (3-1).

With 6-9 post player Julius Ashby academically ineligible until the second semester, the Bufs turned to forwards Copeland, a junior, and Osborn, one of Colorado's nation-high 10 seniors on the roster, to control the paint and keep Wilmington from going 4-0 on its trip through the Rockies.

Copeland scored 10 first-half points - he had the only successful 3-pointer in nine tries by Colorado - and Osborn, who finished with eight boards, had eight points by halftime as the Bufs inched ahead 29-23.

The Seahawks, of the Colonial Athletic Association, have averaged better than 19 wins each of their three seasons under coach Brad Brownell. They were fresh off capturing the championship of the Black Coaches Association Tournament in Laramie, Wyo., with wins over Butler, Wyoming and North-western.

But instead of being in rhythm, they were tired. Both teams started out slowly with Wilmington shooting 39 percent (10-of-26) in the first half and Colorado 38 percent (11-of-29).

The Seahawks were within six at 38-32 when the Buffaloes, led by Copeland's five points, used an 18-2 run to take control. Antoine McGee's three-point play with 11:12 remaining made it 56-34.

Back-to-back baskets by Roby and Copeland's three-point play made it 68-44 with 3:46 left.

**UNC WILMINGTON (3-1)**

Player	FGs	3-pt	FT	O-D	R	F	TP	A	TO	B	S	Min	
Laue	f	4-8	2-3	0-2	2-1	3	4	10	1	2	1	0	18
Hendley	f	2-8	0-1	0-0	3-3	6	3	4	0	3	0	0	29
Wyrick	f	2-7	0-0	0-0	0-5	5	2	4	1	6	1	1	30
Goldsberry	g	3-4	1-2	0-0	1-0	1	4	7	6	2	0	1	26
Soyebo	g	0-3	0-1	0-0	0-3	3	2	0	3	5	0	1	21
Carter	4-9	2-6	2-2	0-1	1	1	12	1	5	0	0	0	25
Fountain	1-5	0-1	0-0	0-3	3	0	2	0	0	0	0	0	9
Lay	0-1	0-0	2-2	0-0	0	3	2	0	1	0	0	0	11
Miller	2-4	0-0	0-0	3-1	4	0	4	1	1	0	0	0	9
Grkovic	0-1	0-0	0-0	0-0	0	1	0	0	0	0	0	0	11
Kuljanin	4-4	0-0	1-2	1-1	2	4	9	0	1	0	0	0	11
Team					2-1	3							
Totals	22-54	5-14	5-8	12-19	31-24	54	13	26	2	3	200		

FG%	1st Hlf	10-26	38.5%	2nd Hlf	12-28	42.9%	Game	40.7%
3-Pt.FG%	1st Hlf	2-6	33.3%	2nd Hlf	3-8	37.5%	Game	35.7%
FT %	1st Hlf	1-2	50.0%	2nd Hlf	4-6	66.7%	Game	62.5%

**COLORADO (1-0)**

Player	FGs	3-pt	FT	O-D	R	F	TP	A	TO	B	S	Min	
Osborn	f	4-10	0-4	2-2	3-5	8	3	10	1	0	3	3	34
Copeland	f	5-6	2-3	8-9	2-3	5	2	20	0	4	2	1	28
Obazuaye	g	5-10	0-2	2-6	2-5	7	2	12	3	5	1	2	31
Coleman	g	3-10	0-2	1-2	2-3	5	1	7	2	2	0	2	28
Roby	g	5-12	2-3	2-2	2-5	7	3	14	4	4	0	3	29
Eddy	1-1	0-0	1-2	2-0	2	0	3	0	0	0	0	0	8
Senger	0-0	0-0	0-0	0-0	0	0	0	0	0	0	0	1	2
Freeman	0-0	0-0	0-0	0-0	0	0	0	0	0	0	0	0	2
Hall	1-5	0-3	0-0	0-0	0	0	2	1	1	0	0	2	16
King-Stockton	1-1	0-0	0-0	0-1	1	2	2	0	1	0	0	0	7
McGee	1-1	0-0	1-1	0-0	0	0	3	1	0	0	0	3	11
Williams	0-0	0-0	0-0	0-0	0	1	0	0	0	0	0	0	4
Team					0-1	1							
Totals	26-56	4-17	17-24	13-23	36-14	73	12	17	6	17	200		

FG%	1st Hlf	11-29	37.9%	2nd Hlf	15-27	55.6%	Game	46.4%
3-Pt.FG%	1st Hlf	1-9	11.1%	2nd Hlf	3-8	37.5%	Game	23.5%
FT %	1st Hlf	6-8	75.0%	2nd Hlf	11-16	68.8%	Game	70.8%

UNCW	23	31	54
Colorado	29	44	73

Officials: Rick Randall, Warren Evans, Chuck Hood  
 Technicals: none. Attendance: 3268. Fouled out: none.

**Game 2**  
**Colorado** 82  
**at Colorado State** 83  
**Nov. 21, 2005** Moby Arena

**FORT COLLINS, Colo. (AP)** - Sophomore Sean Morris scored a career-best 34 points and his older brother, senior Michael Morris, sank two critical free throws with 10 seconds left as Colorado State beat Colorado, 83-82 Monday night. After the elder Morris' free throws made it 83-80, Chris Copeland inexplicably dished it inside to Martane Freeman, whose dunk made it 83-82.

The Bufs called timeout with 2.3 seconds left, and Cory Lewis' inbounds pass bounced off Jason Smith with 1.5 seconds left, giving the ball back to the Buffaloes underneath their basket.

Michael Harrison tipped Marcus Hall's inbounds pass to Smith, who dribbled out the clock, securing the Rams' 25th straight home opening victory and their first win over the Bufs since 1999, setting off a wild celebration at Moby Arena, where the students stormed the court.

Smith added 16 points for the Rams (2-0), who also got 10 points each from Harrison and Lewis. Hall added 12 points, seven assists and tied a career-best four steals.

Freeman's career-high 17 points off the bench and Copeland's 16 points led the Bufs (1-1), who saw a 74-66 lead with 7 1/2 minutes vanish when the Rams turned up their pressure defense.

Sean Morris tied it at 79 with 52 seconds left when he sank his school record-tying ninth 3-pointer.

Hall charged at the other end, then fouled Smith, whose two free throws with 26 seconds left gave the Rams the lead for good at 81-79.

Richard Roby (10 points) was fouled with 11 seconds left but missed one of two foul shots, leaving the Rams ahead by a point. After a timeout, Roby fouled Michael Morris, who calmly sank both free throws for an 83-80 lead.

The Bufs have long played a running style and they appeared set to extend their winning streak over the Rams to six for the first time since 1946-50 when they built an eight-point second half lead.

Andy Osborn (11 points) sank three 3-pointers in helping Colorado built a 43-40 halftime lead but he scored just two points in the second half.

**COLORADO (1-1)**

Player	FGs	3-pt	FT	O-D	R	F	TP	A	TO	B	S	Min	
Osborn	f	4-7	3-6	0-0	0-0	0	4	11	1	2	0	0	25
Copeland	f	7-12	1-3	1-4	2-3	5	1	16	2	0	0	1	31
Obazuaye	g	3-9	0-1	1-2	2-3	5	5	7	3	2	0	2	24
Coleman	g	2-4	1-1	0-0	2-0	2	2	5	3	4	0	0	14
Roby	g	3-6	1-3	3-6	1-2	3	1	10	3	1	0	1	22
Eddy	0-0	0-0	0-0	0-0	0	0	0	0	0	0	0	0	1
Freeman	6-8	0-1	5-6	1-1	2	3	17	2	0	1	3	24	
Hall	5-8	1-2	1-1	1-2	3	4	12	7	4	0	4	29	
King-Stockton	2-6	0-0	0-0	4-3	7	4	4	0	2	2	0	23	
McGee	0-1	0-1	0-0	0-0	0	1	0	0	1	0	0	7	
Team					2-3	5							
Totals	32-61	7-18	11-19	15-17	32-25	82	21	16	3	11	200		

FG%	1st Hlf	15-31	48.4%	2nd Hlf	17-30	56.7%	Game	52.5%
3-Pt.FG%	1st Hlf	6-10	60.0%	2nd Hlf	1-8	12.5%	Game	38.9%
FT %	1st Hlf	7-10	70.0%	2nd Hlf	4-9	44.4%	Game	57.9%

**COLORADO STATE (2-0)**

Player	FGs	3-pt	FT	O-D	R	F	TP	A	TO	B	S	Min	
Smith	f	5-8	0-0	6-9	0-6	6	3	16	5	6	1	3	35
Harrison	f	4-9	0-0	2-5	2-3	5	3	10	6	3	3	2	37
Morris,S.	g	10-18	9-16	5-6	1-4	5	1	34	1	3	0	1	31
Lewis	g	4-7	2-4	0-0	0-0	0	4	10	0	4	0	1	33
Morris,M.	g	1-3	0-2	3-4	2-1	3	1	5	7	2	2	0	27
Clark	0-0	0-0	2-2	0-0	0	0	2	1	0	0	0	0	8
Harris	0-0	0-0	0-0	0-2	2	2	0	0	0	0	0	0	5
Robinson	0-2	0-0	0-0	2-0	2	0	0	0	1	0	0	11	
Patterson	0-0	0-0	0-0	1-0	1	0	0	0	0	0	0	0	2
Brown	0-0	0-0	0-0	0-0	0	0	0	0	0	0	0	0	0
Gilling	2-3	2-3	0-0	0-0	0	1	6	0	1	0	0	11	
Team					3-1	4							
Totals	26-50	13-25	18-26	11-17	28-17	83	20	20	6	7	200		

FG%	1st Hlf	15-29	51.7%	2nd Hlf	11-21	52.4%	Game	52.0%
3-Pt.FG%	1st Hlf	7-15	46.7%	2nd Hlf	6-10	60.0%	Game	52.0%
FT %	1st Hlf	3-4	75.0%	2nd Hlf	15-22	68.2%	Game	69.2%

Colorado	43	39	82
Colorado St.	40	43	83

Officials: Steve Welmer, Mark Whitehead, Rick Hartzell  
 Technicals: none. Attendance: 3268. Fouled out: none.

**Game 3**  
**Colorado** 73  
**Saint Mary's** 54  
**Nov. 26, 2005** Pepsi Center

**DENVER, Colo. (AP)** - Richard Roby scored 17 of his 29 points in the first half and Colorado cruised to a 73-54 win over Saint Mary's on Saturday night in the Colorado Classic.

Roby, who averaged 16 points as a freshman, had started the season in somewhat of a slump, averaging just 12 points in the Bufs' 1-1 start that included a last-second loss to archrival Colorado State.

So, Roby stayed in the gym after practice to work on his game and it paid off at the Pepsi Center.

He was 4-of-7 from beyond the arc and also grabbed six rebounds off the defensive glass and stole the ball three times.

Dominique Coleman added 10 points for the Bufs, who improved to 5-1 against the Gaels of the West Coast Conference. Marcus Hall added a season-best eight assists, while freshman Calvin Williams came off the bench to grab seven rebounds.

Daniel Kickert's 22 points led the Gaels (1-1), who had a height advantage but couldn't keep up with the Bufs' paced tempo led by Roby and quickly fell behind.

The Buffaloes (2-1) jumped out to a 40-26 halftime lead thanks to Roby's 17 points, two steals and a blocked shot. He was also 3-for-3 from three-point range.

The Gaels cut the deficit to single digits on Brett Collin's basket that made it 49-40 with 11 minutes left, but the Bufs quickly put to rest any hope of a comeback when Coleman slammed back-to-back baskets.

Colorado rebuilt its cushion to 67-49 on consecutive fastbreak buckets by Marcus King-Stockton with 3 1/2 minutes remaining.

Collins had 16 points and 11 boards for Saint Mary's.

**SAINT MARY'S (1-1)**

Player	FGs	3-pt	FT	O-D	R	F	TP	A	TO	B	S	Min	
Kickert	f	8-16	3-6	3-3	1-2	3	3	22	0	4	0	2	33
Collins	f	7-17	0-1	2-6	5-6	11	1	16	1	3	0	1	34
Rhalimi	c	1-2	0-0	0-0	0-4	4	1	2	0	1	0	0	7
DaSilva	g	1-4	1-3	0-0	1-3	4	1	3	1	5	1	0	25
Golden	g	0-2	0-1	0-0	0-3	3	4	0	0	1	1	1	19
Bond	0-2	0-1	0-0	0-0	0	0	0	0	0	0	0	0	6
White	0-1	0-1	3-4	0-0	0	1	3	0	0	0	0	0	6
Hunter	1-2	0-0	1-3	1-2	3	2	3	1	1	0	2	19	
O'Leary	0-3	0-2	0-0	1-3	4	1	0	0	2	0	0	0	11
McCaughy	0-0	0-0	0-0	0-0	0	0	0	1	0	0	0	0	7
Simpson</													

**Game 4**

**Colorado** 78  
**at Penn** 60  
**Nov. 29, 2005** The Palestra

**PHILADELPHIA, Pa.** - Sophomore guard Richard Roby and senior forward Chris Copeland scored 22 and 20 points, respectively leading the University of Colorado Buffaloes to 78-60 victory over the University of Pennsylvania at The Palestra.

CU/Penn played the first 20 minutes of play all even and went to the intermission with a 37-37 tie. Unfortunately for the Quakers, they went ice cold during the second half, and the Buffaloes took advantage to earn the 18-point win.

After shooting nearly 44 percent from the field during the first stanza, Penn (2-1) went just 9-of-31 (29.0 percent) in the second half including 2-of-15 (13.3 percent) from three-point land. CU on the other hand was 15-of-33 (45.5 percent) and an impressive 8-of-10 (.800) from the free throw line.

CU (3-1) jumped all over Penn to start the game, scoring nine of the game's first 10 points. However, the Quakers responded with an 8-3 run to draw within three, then reeled off 11 unanswered points to lead 20-16.

Roby led a five-point Colorado run that gave the Buffs back the lead, but after the teams traded buckets Penn went on another 11-point streak that pushed its lead to 33-23. Roby was again on display, though, scoring 10 points as CU climbed back to tie the game at the break. At the half Roby had 17 points and had missed just one of his 11 shots from the field (4-of-5 field goals including 3-of-3 three-pointers, 6-of-6 free throws).

The Buffs scored seven of the first 10 points in the second half to take a 44-40 lead, then extended that advantage to 50-42 as the Quakers missed several opportunities. Penn was within nine points with seven minutes left (57-48), but Colorado dropped seven of the next eight points to make its lead 15 (64-49) and Penn never got inside double digits after that.

Senior guard Jayson Obazuaye led the CU dominance on the glass with a game-high and career-high nine rebounds helping CU to a 50-28 advantage. Copeland added seven rebounds along with sophomore Marcus King-Stockton tying a personal-best seven boards.

**COLORADO (3-1)**

Player	FGs	3-pt	FT	O-D	R	F	TP	A	TO	B	S	Min
Osborn	f	3-7	2-4	0-0	4	3	8	0	3	0	0	21
Copeland	f	7-11	2-4	4-4	2-5	4	4	20	0	3	0	25
Obazuaye	g	2-9	0-1	0-0	2-7	9	2	4	2	2	0	31
Hall	g	4-8	0-1	0-0	1-1	2	2	8	3	2	0	28
Roby	g	5-10	4-4	8-8	0-4	4	4	22	5	2	1	33
Eddy	g	0-1	0-1	0-1	1-1	2	1	0	0	0	0	5
Senger	g	0-0	0-0	0-0	0-2	2	1	0	0	0	0	8
Coleman	g	3-4	0-0	0-1	0-4	4	0	6	1	1	0	17
Freeman	g	2-4	0-0	4-6	2-0	2	4	8	1	3	0	14
Williams	g	0-0	0-0	0-0	1-1	2	0	0	2	0	0	1
Arrington	g	0-0	0-0	0-0	0-0	0	0	0	0	0	0	1
King-Stockton	g	1-3	0-0	0-0	2-5	7	2	2	3	0	1	11
McGee	g	0-0	0-0	0-0	0-0	0	0	0	0	0	0	2
Team					1-4	5						
Totals		27-57	8-15	16-20	12-38	50	23	78	15	18	2	9 200

FC% 1st Hlf 12-24 50.0% 2nd Hlf 15-33 45.5% Game 47.4%  
 3-Pt.FG% 1st Hlf 5-9 55.6% 2nd Hlf 3-6 50.0% Game 53.3%  
 FT % 1st Hlf 8-10 80.0% 2nd Hlf 8-10 80.0% Game 80.0%  
 deadball rebounds: 1

**PENN (2-1)**

Player	FGs	3-pt	FT	O-D	R	F	TP	A	TO	B	S	Min
Danley	f	4-9	0-0	6-10	1-5	6	3	14	5	0	1	32
Ebede	f	2-4	1-2	0-0	0-2	2	4	5	1	1	0	22
Grandieri	g	0-2	0-1	0-1	2-5	7	1	0	4	2	0	30
Jaaber	g	7-12	2-4	0-2	1-2	3	4	16	2	1	0	27
Osmundson	g	3-14	2-9	3-6	1-2	3	1	11	2	4	0	36
Egee	g	0-1	0-1	0-0	0-0	0	0	0	0	0	0	1
Whitehurst	g	3-7	1-4	0-0	0-0	0	4	7	2	1	0	15
Franklin	g	0-0	0-0	0-0	0-0	0	0	0	0	0	0	1
Zoller	g	3-8	0-2	1-2	2-2	4	2	7	0	0	0	22
McMahon	g	0-4	0-4	0-0	0-1	1	1	0	2	0	0	9
Votel	g	0-0	0-0	0-0	0-0	0	1	0	0	1	0	5
Team					2	2						
Totals		22-61	6-27	10-21	7-21	28	21	60	16	12	1	8 200

FC% 1st Hlf 13-30 43.3% 2nd Hlf 9-31 29.0% Game 36.1%  
 3-Pt.FG% 1st Hlf 4-12 33.3% 2nd Hlf 2-15 13.3% Game 22.2%  
 FT % 1st Hlf 7-11 63.6% 2nd Hlf 3-10 30.0% Game 47.6%  
 deadball rebounds: 5

Colorado	37	41	78
Penn	37	23	60

Officials: Rich Giallella, Alvin Cox, Ron Tyburnski  
 Technicals: Freeman. Attendance: 6249. Fouled out: none.

**Game 5**

**Colorado** 93  
**Cal Poly** 75  
**Dec. 3, 2005** Coors Events Center

**BOULDER** - The University of Colorado men's basketball team placed all five of its starters in double figures led with 17 points each by Andy Osborn and Richard Roby as the Buffaloes cruised to a 93-75 victory over Cal Poly at the Coors Events Center.

With the win, CU improves to 4-1, having won its last three in a row, while the Mustangs drop their fourth straight and fall to 1-4.

Other starters who reached double figures for the Buffs were Jayson Obazuaye (13 pts.), Chris Copeland (12 pts.) and Marcus Hall, who finished the game with 11 points and five assists.

"It was a good game, a good win," said CU head coach Ricardo Patton. "There was some good, but some bad. But, overall, I thought the guys played fairly well. In fact, we had only five turnovers."

The Buffaloes raced out to a 45-39 advantage at the intermission on 51.5 percent shooting (17-of-33), getting balanced scoring from all five of its starters, including Roby and Osborn with nine points apiece.

Midway through the first half, CU rallied from its biggest deficit of the game (four points) with a 9-0 run over the next two minutes, pushing its lead to eight points (31-23).

In the second half, CU continued to hold its advantage over the Mustangs, extending its lead to 22 points with five minutes remaining as Osborn hit his fourth three-pointer of the game and an 87-65 lead.

Osborn also recorded his second career double-double in a CU uniform, grabbing 10 rebounds to go with his 17 points. Osborn's 10 boards helped CU dominate the Mustangs under the basket with a 46-33 advantage.

**CAL POLY (1-4)**

Player	FGs	3-pt	FT	O-D	R	F	TP	A	TO	B	S	Min
Stephenson	f	3-9	1-3	1-3	5-7	12	1	8	1	2	1	31
Leavitt	f	7-10	1-2	2-3	2-3	5	3	17	1	3	3	29
Whiten	g	4-11	4-9	0-0	0-0	1	4	12	1	2	0	27
Thomas	g	4-9	1-4	0-1	0-4	4	3	9	5	5	0	34
Stockalper	g	7-9	3-4	0-0	1-3	4	2	17	3	1	0	27
Osborn	g	0-2	0-1	0-0	0-3	3	1	0	1	0	0	11
Henry	g	1-1	1-1	0-0	0-0	0	1	3	0	0	0	6
Socci	g	1-1	0-0	2-2	0-0	0	1	4	0	0	0	7
McGinn	g	2-4	1-2	0-0	1-1	2	0	5	2	0	0	16
Thurrow	g	0-2	0-0	0-0	0-0	0	3	0	1	0	0	12
Team					1-1	2						
Totals		29-58	12-26	5-9	10-23	33	19	75	13	15	4	2 200

FC% 1st Hlf 15-29 51.7% 2nd Hlf 14-29 48.3% Game 50.0%  
 3-Pt.FG% 1st Hlf 8-16 50.0% 2nd Hlf 4-10 40.0% Game 46.2%  
 FT % 1st Hlf 1-1 100.0% 2nd Hlf 4-8 50.0% Game 55.6%  
 deadball rebounds: 0

**COLORADO (4-1)**

Player	FGs	3-pt	FT	O-D	R	F	TP	A	TO	B	S	Min
Osborn	f	6-11	4-9	1-2	5-5	10	0	17	1	1	2	0 32
Copeland	f	4-9	0-3	4-9	3-2	5	2	12	1	0	1	23
Obazuaye	g	6-8	0-0	1-3	3-1	4	0	13	1	0	1	25
Hall	g	5-9	1-4	0-0	0-2	2	3	11	5	1	0	22
Roby	g	7-13	2-4	1-2	1-6	7	1	17	4	0	0	26
Eddy	g	1-4	0-1	1-2	0-0	0	0	3	0	0	0	7
Carder	g	1-2	1-2	0-0	1-1	1	0	3	0	0	0	4
Senger	g	0-1	0-0	0-0	0-0	0	0	0	0	1	0	3
Coleman	g	2-7	0-3	1-1	1-2	3	1	5	4	2	0	30
Freeman	g	2-2	0-0	2-2	3-0	3	2	6	1	0	0	11
Williams	g	0-3	0-1	1-2	2-0	2	1	1	0	0	0	4
Arrington	g	0-1	0-0	0-0	2-1	3	0	0	0	0	0	2
King-Stockton	g	2-4	0-0	1-2	2-3	5	1	5	1	0	0	12
McGee	g	0-1	0-0	0-0	0-1	1	0	0	1	0	0	7
Team												
Totals		36-75	8-27	13-25	22-24	46	11	93	19	5	6	10 200

FC% 1st Hlf 17-33 51.5% 2nd Hlf 19-42 45.2% Game 48.0%  
 3-Pt.FG% 1st Hlf 4-12 33.3% 2nd Hlf 4-15 26.7% Game 29.6%  
 FT % 1st Hlf 7-12 58.3% 2nd Hlf 6-13 46.2% Game 52.0%  
 deadball rebounds: 6

Cal Poly	39	36	75
Colorado	45	48	93

Officials: Larry Rose, Terry Davis, Joe Townsell  
 Technicals: Cal Poly team. Attendance: 1559. Fouled out: none.

**Game 6**

**Colorado** 76  
**Utah** 52  
**Dec. 7, 2005** Coors Events Center

**BOULDER (AP)** - Sophomore guard Richard Roby collected his third career double-double of 19 points and 10 rebounds leading Colorado to a 76-52 home win Wednesday night at the Coors Events Center.

Chris Copeland added 16 points as Colorado (5-1) extended it winning streak to four. Bryant Markson and Chris Jackson led Utah (4-2) with 13 and 12 points, respectively.

"That was a great win," said Colorado head coach Ricardo Patton. "Utah is a really good basketball team. We had a lot of different lineups and everybody contributed. Like always, we need to take a look at the tape and try to improve."

The Utes had won the last two meetings between the two teams, but struggled with 17 turnovers and were only 2-for-14 in 3-pointers as they scored a season-low 16 points in the first half.

Colorado started the second half making 2-of-7 shots, allowing Utah to cut a 17-point halftime deficit to 38-31 on a 3-pointer and a layup by Johnnie Bryant five minutes into the half.

Martane Freeman hit two straight shots after a driving layup by Marcus Hall to put the Buffaloes back up by 44-31.

Two free throws by Copeland capped a 6-0 run to give Colorado its biggest lead, 56-37, with 8:21 left. Utah got as close as 66-51 in the remaining three minutes on a layup by Ricky Johns.

Colorado started slowly, missing 14-of-15 shots to start the game and trailed 10-3 after a layup by Utah's Luke Nevill. But the Buffaloes began finding their range from beyond the 3-point arc, connecting on seven 3-pointers, three by Roby and outscored Utah, 30-6 over the last 11:57 of the first half to lead 33-16. Colorado was 12-for-37 on 3-pointers.

Copeland and Marcus Hall had two 3-pointers each in the first period. In contrast, the Utes were 0-for-4 on 3-pointers and shot 33 percent against a suffocating defense that also forced 11 turnovers.

**UTAH (4-2)**

Player	FGs	3-pt	FT	O-D	R	F	TP	A	TO	B	S	Min
Markson	f	4-10	0-2	5-5	3-2	5	4	13	2	3	0	32
Green	f	1-6	1-4	0-0	1-4	5	2	3	2	4	0	26
Jackson	c	6-9	0-1	0-4	2-5	7	1	12	0	0	1	19
Bryant	g	2-8	1-3	0-0	0-6	6	0	5	0	2	0	34
Drisdorn	g	0-2	0-1	0-1	0-2	2	3	0	0	2	0	18
Borha	g	3-5	0-1	1-2	1-3	4	3	7	3	3	0	18
Iverson	g	0-0	0-0	0-0	0-0	0	0	0	0	0	0	5
Johns	g	1-2	0-1	0-1	0-1	1	0	2	0	0	0	16
Nevill	g	3-5	0-0	1-1	1-3	4	2	7	0	2	0	21
Langvad	g	1-3	0-1	1-2	0-0	0	0	3	0	1	0	11
Team					1	1						
Totals		21-50	2-14	8-16	9-26	35	15	52	7	17	1	5 200

FC% 1st Hlf 8-24 33.3% 2nd Hlf 13-26 50.0% Game 42.0%  
 3-Pt.FG% 1st Hlf 0-4 0.0% 2nd Hlf 2-10 20.0% Game 14.3%  
 FT % 1st Hlf 0-2 0.0% 2nd Hlf 8-14 57.1% Game 50.0%  
 deadball rebounds: 4

**COLORADO (5-1)**

Player
--------

**Game 7**  
**Colorado** 96  
**UC Irvine** 80  
**Dec. 18, 2005** Coors Events Center

**BOULDER (AP)** - Richard Roby scored 20 points and Martane Freeman added a career-high 17 as Colorado extended its winning streak to five games with a 96-80 victory over UC Irvine.

Marcus Hall contributed 14 points and five assists. Colorado (6-1) has won all seven meetings between the two teams. "It was a great win, especially under these circumstances," said CU head coach Ricardo Patton. "I know the guys have been pressed this week with exams and we haven't even practiced in our own gym. With all the distractions this week I am very proud that we continue to be a good basketball team. Any time you shoot that good there is a good chance of winning."

The win spoiled the homecoming of Denver native Ross Schraeder, who had 26 points to lead UC Irvine (4-4). The Anteaters, who had an impressive road win at Stanford, hadn't played since Dec. 3. The rustiness showed.

Colorado withstood several Anteater runs in the second half, the first when Nic Campbell scored seven straight points to reduce the lead to 56-51. Dominique Coleman's jumper capped a 6-0 run for the Buffaloes to help them pull away.

A conventional three-point play by Darren Fells made it a five-point game again, only to see Freeman respond with a 3-pointer. A layup from Coleman helped Colorado put its lead back to 69-59.

UC Irvine made its final run at Colorado when baskets by Mark Kelley and Campbell (18 points) got them within 77-71 with 6:25 left. Roby nailed a 3-pointer and Freeman converted two free throws, and the Buffaloes' lead was never under nine points over the final 5:36.

The Buffaloes were 20-of-24 from the free throw line, also made 10 3-pointers for the game and placed six players with 10 or more points. The CU bench recorded their most points of the season pouring in a season-best 34 points.

**UC IRVINE (4-4)**

Player	FGs	3-pt	FT	O-D	R F	TP	A	TO	B	S	Min	
Campbell f	6-10	3-6	3-4	0-2	2	3	18	5	3	0	2	36
Kelley f	3-7	0-0	0-0	0-6	6	3	6	2	2	0	0	20
Armstrong g	2-4	1-2	2-2	0-1	1	3	7	2	1	0	0	25
Fitzgerald g	4-9	0-3	1-2	0-3	3	2	9	7	6	0	3	33
Schraeder g	11-12	3-3	1-1	1-3	4	3	26	0	1	0	1	35
Green	0-1	0-0	0-0	0-1	1	0	0	0	0	0	0	6
Sanders	0-0	0-0	1-2	0-1	1	0	1	0	0	0	0	2
Price	0-0	0-0	0-0	0-1	1	0	0	2	0	0	0	7
Templeton	2-5	2-4	0-0	1-0	1	3	6	2	1	0	0	14
Fells	2-5	0-0	3-5	0-2	2	5	7	3	1	0	0	15
Metelski	0-0	0-0	0-1	0-2	2	0	0	0	0	0	0	7
Team			1-1		2							
Totals	30-53	9-18	11-17	3-23	26	22	80	21	17	0	6	200

FC% 1st Hlf 13-27 48.1% 2nd Hlf 17-26 65.4% Game 56.6%  
 3-Pt.FG%1st Hlf 6-12 50.0% 2nd Hlf 3-6 50.0% Game 50.0%  
 FT % 1st Hlf 4-8 50.0% 2nd Hlf 7-9 77.8% Game 64.7%  
 deadball rebounds: 2

**COLORADO (6-1)**

Player	FGs	3-pt	FT	O-D	R F	TP	A	TO	B	S	Min	
Osborn f	3-9	1-5	3-4	3-4	7	0	10	2	0	0	29	
Copeland f	2-6	1-3	0-0	0-4	4	3	5	0	0	1	0	16
Obazuaye g	6-9	1-2	0-0	1-3	4	5	13	4	1	0	2	23
Hall g	5-11	2-5	2-2	1-0	1	1	14	5	2	0	2	32
Roby g	6-10	3-6	5-6	0-4	4	2	20	3	1	2	3	30
Eddy	0-1	0-0	0-0	1-0	1	1	0	0	1	0	1	6
Senger	1-4	0-0	2-2	3-2	5	0	4	1	0	0	0	6
Coleman	5-6	0-1	3-4	1-5	6	0	13	3	2	0	2	21
Freeman	5-7	2-4	5-6	0-1	1	3	17	1	2	0	3	24
Arrington	0-0	0-0	0-0	0-0	0	2	0	0	1	0	0	1
King-Stockton	0-1	0-0	0-0	1-1	2	1	0	0	1	0	0	10
McGee	0-0	0-0	0-0	0-0	0	0	0	0	0	0	0	2
Totals	33-64	10-26	20-24	11-24	35	18	96	19	12	3	13	200

FC% 1st Hlf 17-36 47.2% 2nd Hlf 16-28 57.1% Game 51.6%  
 3-Pt.FG%1st Hlf 6-13 46.2% 2nd Hlf 4-13 30.8% Game 38.5%  
 FT % 1st Hlf 7-9 77.8% 2nd Hlf 13-15 86.7% Game 83.3%  
 deadball rebounds: 1

UC Irvine 36 44 80  
 Colorado 47 49 96

Officials: Rick Randall, Chuck Hood, Terry Davis  
 Technicals: none. Attendance: 1416. Fouled out: Fells, Obazuaye.

**Game 8**  
**Colorado** 77  
**at TCU** 59  
**Dec. 20, 2005** Daniel-Meyer Coliseum

**FORT WORTH, Texas (AP)** - Richard Roby scored 15 of his 17 points in the first half to lead four Buffaloes in double figures as Colorado posted a 77-59 victory over TCU at the Daniel-Meyer Coliseum.

The Horned Frogs saw their two-game winning streak snapped as they fell for the first time since Dec. 7 versus Tulane.

Colorado improved to 7-1, equaling its best start since the 1989-90 campaign.

TCU senior forward Chudi Chinweze made his season debut and totaled six points and six rebounds in 18 minutes. Chinweze had been sidelined since Dec. 9, 2004 with a knee injury.

Led by Chinweze, the Frogs' bench outscored the Colorado reserves 26-10. Ten of the 11 Frogs who saw action broke into the scoring column.

The Buffaloes scored the game's opening six points, all from Roby, in taking a 9-2 lead to start the contest. Roby scored 11 of Colorado's opening 14 points.

The Buffaloes took their largest lead of the first half at 30-20 on a jumper by Jayson Obazuaye (13 points) with 3:23 to play. Colorado led 36-27 at the intermission.

The Buffaloes then opened the second half with an 11-2 spurt to extend their advantage to 47-29 on a Marcus Hall (17 points) layup. Chris Copeland added 14 points, all in the second half for CU.

Colorado shot 49.1 percent for the game, including 51.5 in the second half, while limiting TCU to a 30.5 mark.

The Frogs (3-7) had a 15-11 edge in offensive rebounding. Colorado held a 43-36 overall advantage on the boards. Judson Stubbs topped TCU with seven rebounds.

**COLORADO (7-1)**

Player	FGs	3-pt	FT	O-D	R F	TP	A	TO	B	S	Min	
Osborn f	2-4	2-4	0-0	1-1	2	2	6	3	0	3	0	16
Copeland f	6-11	2-5	0-1	0-4	4	3	14	1	1	1	24	
Obazuaye g	6-8	0-0	1-2	2-5	7	2	13	2	2	0	0	23
Hall g	7-10	2-2	1-1	1-1	2	3	17	2	3	0	0	28
Roby g	6-13	1-4	4-6	0-3	3	2	17	1	5	0	1	28
Eddy	0-2	0-2	4-4	2-5	7	2	4	2	3	0	1	18
Boidock	0-1	0-0	0-0	0-0	0	0	0	0	0	0	0	1
Senger	0-0	0-0	2-2	0-1	1	1	2	1	1	0	0	6
Coleman	1-5	0-2	0-0	3-2	5	3	2	0	2	0	2	15
Freeman	0-2	0-2	0-0	0-0	0	0	0	0	1	0	0	7
Williams	0-1	0-0	1-2	0-2	2	3	1	1	0	0	0	6
Arrington	0-0	0-0	1-2	0-1	1	0	1	0	0	0	0	4
King-Stockton	0-0	0-0	0-0	0-3	3	4	0	2	3	2	0	15
McGee	0-0	0-0	0-0	0-2	2	1	0	2	1	0	1	9
Team			2-2		4							
Totals	28-57	7-21	14-20	11-32	43	26	77	17	23	6	6	200

FC% 1st Hlf 11-24 45.8% 2nd Hlf 17-33 51.5% Game 49.1%  
 3-Pt.FG%1st Hlf 2-10 20.0% 2nd Hlf 5-11 45.5% Game 33.3%  
 FT % 1st Hlf 12-16 75.0% 2nd Hlf 2-4 50.0% Game 70.0%  
 deadball rebounds: 1

**TCU (3-7)**

Player	FGs	3-pt	FT	O-D	R F	TP	A	TO	B	S	Min	
Ibikunle f	2-4	0-0	0-2	0-2	2	2	4	2	3	0	0	17
Stubbs f	2-5	0-2	1-4	2-5	7	3	5	1	4	1	1	25
Hackett g	3-8	1-5	3-3	0-4	4	0	10	2	3	0	1	28
Murry g	3-13	2-8	4-4	2-3	5	4	12	0	2	0	0	25
Owens g	0-4	0-1	2-2	0-1	1	2	2	3	3	0	0	13
Masters	1-3	1-2	2-4	1-0	1	3	5	1	0	0	1	22
Dougherty	1-2	1-2	2-1	1	2	3	5	2	2	0	0	13
Chinweze	2-11	0-1	2-7	4-2	6	2	6	1	2	0	0	18
Adams	2-5	1-3	0-0	1-0	1	0	5	0	1	0	0	19
Pierce	2-3	0-0	1-2	1-1	2	0	5	0	0	0	0	16
Taylor	0-1	0-0	0-0	0-0	1	0	0	0	0	1	0	4
Team			3-2		5							
Totals	18-59	6-24	17-30	15-21	36	20	59	12	20	2	3	200

FC% 1st Hlf 8-30 26.7% 2nd Hlf 10-29 34.5% Game 30.5%  
 3-Pt.FG%1st Hlf 2-15 13.3% 2nd Hlf 4-9 44.4% Game 25.0%  
 FT % 1st Hlf 9-14 64.3% 2nd Hlf 8-16 50.0% Game 56.7%  
 deadball rebounds: 7.2

Colorado 36 41 77  
 TCU 27 32 59

Officials: Dan Chrisman, Terry Chrsitman, Winston Stith  
 Technicals: none. Attendance: 3321. Fouled out: none.

**Game 9**  
**Colorado** 117  
**Mercer** 74  
**Dec. 22, 2005** Coors Events Center

**BOULDER (AP)** - Jayson Obazuaye scored a career-high 19 points and Kyle Carder added 13 points as Colorado won its seventh straight by routing Mercer 117-74.

Sixteen players scored points for Colorado (8-1) which substituted freely and posted its first seven-game winning streak since the 1996-97 season. The Buffaloes shot a season-high 63 percent from the field as they extended their non-conference unbeaten streak to 15 games.

CU continued its hot 3-point shooting, connecting on 12-for-19 on 3-pointers, to boost its four game total to 41.

Andrew Brown led undermanned Mercer (1-5) with 14 points. Brian Pfohl and Will Emerson had 12 points each for the Bears, who suffered their fourth straight loss and their worst of the year. They were beaten by 36 points in their last game on Dec. 18 at Oklahoma State.

Colorado had 65 points by halftime, the most the Buffaloes had scored in a half since Dec. 7, 1990 when they recorded 75 points in the second half of a game against Central Connecticut.

Andy Osborn and Richard Roby hit 3-pointers in the first two minutes to get Colorado off to an early 24-6 lead. Emerson's layup and free throw with 12:18 left got Mercer as close as 26-11 in the first half.

The Bears didn't score again until Pfohl's layup with 9:15 remaining in the half. By then the Buffaloes lead was 37-13 and their starters had retired to the bench. Reserve Scott Senger accounted for six points the rest of the way as Colorado extended its lead to 65-29 by halftime. Things didn't get any better for Mercer in the second half. Turnovers then dunks by Obazuaye and Marcus Hall made it 73-33.

Colorado's reserves took over for good with 10:44 remaining after Glean Eddy's 3-pointer gave Colorado a 52-point bulge, 98-46.

**MERCER (1-5)**

Player	FGs	3-pt	FT	O-D	R F	TP	A	TO	B	S	Min	
Aaron f	1-6	1-2	0-0	1-1	2	0	3	0	2	0	0	22
Pfohl f	5-8	0-0	2-4	2-4	6	4	12	1	1	0	1	14
Emerson g	3-12	1-3	5-5	1-1	2	1	12	0	1	0	0	21
Waters g	4-8	0-1	0-1	0-2	2	2	8	1	6	1	2	22
Skogen, J g	0-5	0-1	0-0	0-2	2	0	0	2	0	0	1	19
Hammonds	0-0	0-0	0-0	0-0	0	0	0	2	1	0	1	4
Brown	6-12	2-4	0-0	0-0	4	3	14	1	0	0	0	18
Pervan	3-5	1-1	0-0	2-2	4	2	7	1	2	0	1	16
Skogen, C.	3-6	2-3	0-0	0-0	0	0	8	2	1	0	1	13
Alacqua	2-6	2-4	0-0	1-1	2	1	6	2	0	0	1	21
Slonaker	1-2	0-0	0-0	0-1	1	2	2	1	0	1	1	7
Martin	0-1	0-1	0-0	0-0	0	0	0	0	0	0	0	2
Dolan	1-4	0-0	0-0	1-3	4	3	2	1	2	1	0	21
Team			5		5							
Totals	29-75	9-20	7-10	17-17	34	18	74	13	18	3	8	200

FC% 1st Hlf 11-40 27.5% 2nd Hlf 18-35 51.4% Game 38.7%  
 3-Pt.FG%1st Hlf 4-11 36.4% 2nd Hlf 5-9 55.6% Game 45.0%  
 FT % 1st Hlf 3-4 75.0% 2nd Hlf 4-6 66.7% Game 70.0%  
 deadball rebounds: 0

**COLORADO (8-1)**

Player	FGs
--------	-----

**Game 10**  
**Colorado 85**  
**Dartmouth 64**  
**Dec. 31, 2005 Coors Events Center**

**BOULDER (AP)** - Martane Freeman matched a career-best 17 points with a career-high nine rebounds as Colorado extended its winning streak to eight with an 83-65 victory over struggling Dartmouth.

Richard Roby added 13 points for Colorado (9-1), off to its best start since 1978-79 when it began 10-1. The eight-game winning streak is the school's longest since 1961-62 when the Buffaloes won 12 in a row.

Calvin Arnold and DeVon Mosley had 11 points each for Dartmouth (1-9), losers of eight in a row. The Big Green are off to their worst start since the 1993-94 team opened the year 1-12.

Colorado saw its 17-point halftime lead reduced to 11 after Leon Pattman's four-point play and a rebound basket nine minutes into the second half. Michael Giovacchini got Dartmouth even closer, 56-43, with 10:24 left, but Roby came right back with a 3-pointer for Colorado to start a 10-2 run and made it a 66-48 game.

Mike Lang's 3-pointer got the Big Green as close 70-57 with 6:20 remaining. Jumpers by Freeman and Marcus Hall got the lead to 81-57 with four minutes left.

Dartmouth stayed close for nearly 15 minutes of the first half as Mosley and Arnold contributed nine points each. Arnold's 3-pointer with 5:13 left made it 27-20 and the Big Green could have been closer had Jason Meyer and Chuck Flynn finished uncontested layups.

Colorado which had trouble at the free throw line, 4-for-11, did finish the half well. Freeman had seven points including a 3-pointer over the last five minutes of the half and the Buffaloes outscored Dartmouth 14-4 over that stretch to lead 41-24 at halftime.

**DARTMOUTH (1-9)**

Player	FGs	3-pt	FT	O-D	R	F	TP	A	TO	B	S	Min
Flynn f	3-9	0-1	2-2	2-5	7	3	8	1	2	1	0	18
Ball f	3-6	0-0	2-2	1-1	2	2	8	2	0	1	0	18
Bode c	0-2	0-0	0-0	0-1	1	2	0	0	1	0	0	7
Pattman g	3-11	1-3	2-4	3-0	3	1	9	2	1	0	2	24
Giovacchini g	1-4	1-2	4-4	1-1	2	0	7	1	2	0	0	20
Mosley f	3-8	1-3	4-4	0-2	2	1	11	2	1	0	2	25
Lang	2-7	1-6	0-0	1-3	4	1	5	1	2	0	0	22
Meyer	0-1	0-0	0-0	1-0	1	0	0	0	0	0	1	6
Barnett	1-4	0-0	0-0	0-1	1	1	2	0	0	0	0	9
Biber	2-4	0-1	0-0	3-1	4	0	4	0	1	0	0	5
Baker	0-0	0-0	0-0	0-0	0	1	0	0	0	0	0	1
Arnold	5-9	1-1	0-0	0-4	4	4	11	1	4	2	1	27
Powers	0-1	0-0	0-0	0-0	0	0	0	0	0	0	0	3
McMillian	0-3	0-0	0-0	0-1	1	3	0	1	0	0	0	15
Team			3		3				1			
Totals	23-69	5-17	14-16	15-20	35	19	65	11	15	3	7	200

FC%	1st Hlf	9-35	25.7%	2nd Hlf	14-34	41.2%	Game	33.3%
3-Pt.FG%	1st Hlf	2-8	25.0%	2nd Hlf	3-9	33.3%	Game	29.4%
FT %	1st Hlf	4-4	100.0%	2nd Hlf	10-12	83.3%	Game	87.5%

**COLORADO (9-1)**

Player	FGs	3-pt	FT	O-D	R	F	TP	A	TO	B	S	Min
Osborn f	5-10	1-5	1-1	1-3	4	2	12	3	2	1	1	25
Copeland f	4-7	1-1	2-2	1-2	3	3	11	0	3	0	0	12
Obazuaye g	3-5	0-0	3-4	1-2	3	2	9	2	3	1	2	20
Hall g	4-6	1-3	0-0	0-1	1	1	9	3	2	0	2	25
Roby g	6-12	1-5	0-1	0-5	5	2	13	4	3	0	4	28
Eddy	0-0	0-0	1-2	1-4	5	1	1	1	1	1	1	11
Carder	0-0	0-0	0-0	0-0	0	0	0	0	0	0	0	2
Senger	1-2	0-0	1-2	2-1	3	0	3	1	0	1	0	8
Coleman	0-1	0-1	0-0	0-3	3	1	0	1	2	1	1	15
Freeman	7-9	1-1	2-2	4-5	9	2	17	3	0	2	0	18
Williams	1-3	0-0	0-1	2-0	2	1	2	0	1	0	0	7
Arrington	0-1	0-0	0-0	0-0	0	0	0	0	0	0	0	4
King-Stockton	0-2	0-0	0-2	1-1	3	1	0	0	1	0	0	6
Ashby	2-5	0-0	2-4	1-4	5	1	6	0	2	1	0	13
McGee	0-0	0-0	0-0	0-0	0	0	0	0	0	0	1	6
Team			1-1		2							
Totals	33-63	5-16	12-21	16-32	48	17	83	18	19	9	12	200

FC%	1st Hlf	17-35	48.6%	2nd Hlf	16-28	57.1%	Game	52.4%
3-Pt.FG%	1st Hlf	3-10	30.0%	2nd Hlf	2-6	33.3%	Game	31.3%
FT %	1st Hlf	4-11	36.4%	2nd Hlf	8-10	80.0%	Game	57.1%

Dartmouth	24	41	65
Colorado	41	42	83

Officials: Rick Randall, Randu Heimerman, Winston Stith  
 Technicals: none. Attendance: 2534. Fouled out: none.

**Game 11**  
**Colorado 116**  
**Savannah State 52**  
**Jan. 3, 2006 Coors Events Center**

**BOULDER (AP)** - Seldom used Glenn Eddy scored 17 points and seven players reached double figures as Colorado won its ninth straight by defeating undermanned Savannah State 116-52 Tuesday night.

Julius Ashby added 16 points for Colorado (10-1), off to its best start since 1941-42 when it began 14-0. The Buffaloes posted the most lopsided victory in school history and their longest winning streak since 1961-62 when they won 12 in a row.

Jayson Randolph led Savannah State (1-15) with 27 points. Michael Bennett had 10 points for the Tigers, losers of 30 of 31 games over two seasons.

Savannah State turned the ball over on its first three possessions, didn't attempt a shot until a minute and 20 seconds into the game and didn't connect on a shot until Antoine Bronner's rebound basket 20 seconds later. By then, Jayson Obazuaye had six of his 15 points and Colorado led 12-2.

The Tigers got consecutive baskets only once in the first half, both by Chris Linton to make it 22-6. Andy Osborn had nine points on three, 3-pointers and Colorado outscored the Tigers 45-10 over the remaining 14:26 of the half to take a 67-16 lead into intermission.

It didn't get any better in the second half. The Buffaloes lead reached 79-16 on a 3-pointer and layup by Obazuaye. Eddy's jumper and a 3-pointer by Dominique Coleman increased Colorado's lead to 99-28 with 9:35 remaining.

**SAVANNAH STATE (1-15)**

Player	FGs	3-pt	FT	O-D	R	F	TP	A	TO	B	S	Min
Bronner f	1-4	0-0	0-0	1-3	4	2	2	0	2	0	1	21
Shaw f	0-1	0-0	0-0	0-1	1	2	0	0	2	0	1	14
Linton f	2-6	0-1	0-2	4-1	5	2	4	0	3	0	1	27
Flegler g	1-4	1-2	0-0	0-0	0	3	3	0	1	0	0	14
Randolph g	8-13	3-5	8-9	0-2	2	1	27	1	7	0	2	29
Edwards	0-2	0-0	0-0	0-2	2	1	0	1	2	0	0	19
Douglas	0-2	0-0	0-0	1-0	1	1	0	0	0	0	0	3
Smith	1-7	0-0	2-2	4-2	6	1	4	0	3	1	0	17
Hill	3-10	0-0	0-2	2-2	2	0	2	1	5	0	1	24
Bennett	4-9	0-2	2-2	0-2	2	2	10	0	2	0	1	17
McKinney	0-4	0-0	0-0	1-1	2	3	0	0	1	0	1	15
Team			1-2		3							
Totals	18-56	4-10	12-15	12-18	30	18	52	3	28	1	8	200

FC%	1st Hlf	7-30	23.3%	2nd Hlf	11-26	42.3%	Game	32.1%
3-Pt.FG%	1st Hlf	0-0	0.0%	2nd Hlf	4-8	50.0%	Game	40.0%
FT %	1st Hlf	2-2	100.0%	2nd Hlf	10-13	76.9%	Game	80.0%

**COLORADO (10-1)**

Player	FGs	3-pt	FT	O-D	R	F	TP	A	TO	B	S	Min
Osborn f	5-9	5-9	0-0	1-2	3	0	15	2	0	1	0	12
Copeland f	3-4	1-2	6-7	1-2	3	1	13	3	0	3	2	16
Obazuaye g	7-10	0-0	1-1	3-1	4	0	15	2	1	0	0	15
Hall g	5-6	1-1	0-0	0-0	0	0	11	5	0	5	12	15
Roby g	3-8	0-0	0-0	2-3	5	1	6	2	1	1	4	15
Eddy	7-8	3-4	0-0	2-7	9	0	17	0	2	0	0	21
Boidock	0-0	0-0	0-0	0-0	0	1	0	1	0	0	0	3
Carder	1-3	1-3	0-0	0-0	0	1	3	1	0	0	0	6
Senger	1-4	0-0	1-4	1-1	2	1	3	1	1	0	1	11
Coleman	4-4	1-1	1-3	0-0	0	3	10	1	1	0	4	14
Freeman	1-5	0-1	0-0	3-1	4	1	2	4	1	1	1	19
Williams	0-0	0-0	0-2	1-1	2	0	0	0	0	1	0	3
Arrington	0-1	0-0	1-2	0-0	0	1	1	1	0	1	1	3
King-Stockton	2-4	0-0	0-0	1-3	4	1	4	0	0	0	1	9
Ashby	6-11	0-0	4-4	3-6	9	1	16	2	4	2	1	26
Perkowski	0-0	0-0	0-0	0-0	0	0	0	0	1	0	0	3
McGee	0-1	0-1	0-0	0-0	0	3	0	2	0	0	0	12
Team			1-1		2							
Totals	45-78	12-25	14-24	19-28	47	15	116	27	13	10	19	200

FC%	1st Hlf	27-45	60.0%	2nd Hlf	18-33	54.5%	Game	57.7%
3-Pt.FG%	1st Hlf	6-13	46.2%	2nd Hlf	6-12	50.0%	Game	48.0%
FT %	1st Hlf	7-10	70.0%	2nd Hlf	7-14	50.0%	Game	58.3%

Savannah State	16	36	52
Colorado	67	49	116

Officials: Verne Harris, Bill Kennedy, Chuck Hood  
 Technicals: Savannah State bench. Attendance: 1424. Fouled out: none.

**Game 12**  
**Colorado 64**  
**at Texas 89**  
**Jan. 3, 2006 Erwin Center**

**AUSTIN, Texas (AP)** - P.J. Tucker scored 24 points and tied his career high with 15 rebounds as No. 15 Texas opened Big 12 play Saturday with an 89-64 win over Colorado.

Texas (12-2) has won four in a row since consecutive blowout losses to Duke and Tennessee last month and appears to be hitting its stride as it enters conference play.

Senior guard Kenton Paulino finished with a career-high 18 points and LaMarcus Aldridge added 19 points and nine boards for the Longhorns, who are 8-0 in league openers under coach Rick Barnes. Tucker has four double-doubles in the last five games.

Martane Freeman scored 20 to lead Colorado (10-2, 0-1) which had its nine-game winning streak snapped.

Colorado beat Texas twice last season when Tucker and Aldridge were out with academic problems and injuries, and knocked the Longhorns out of the Big 12 tournament. It was a much different game with those two back in the lineup.

Aldridge scored Texas' first six points on turnaround jumpers, Tucker had 10 points by halftime and the Longhorns bolted to a 43-24 halftime lead. Abrams hit two 3-pointers from the right corner and Paulino's second of the half made it 39-19.

Aldridge opened the second half with dunk off a sharp pass underneath from Brad Buckman, then converted a three-point play that made it 50-27. Daniel Gibson then hit consecutive 3-pointers.

The Buffaloes struggled against Texas' early mix of zone and man defenses. After scoring more than 100 points in two of its last three, Colorado shot just 28 percent in the first half and 31 percent for the game.

**COLORADO (10-2, 0-1)**

Player	FGs	3-pt	FT	O-D	R	F	TP	A	TO	B	S	Min
Osborn f	2-9	1-6	2-2	2-2	4	4	7	1	0	1	0	28
Copeland f	3-8	0-1	0-0	1-1	2	2	6	0	2	1	0	16
Obazuaye g	1-5	1-2	1-2	2-2	4	2	4	2	1	0	0	18
Hall g	3-10	1-3	0-0	0-1	1	1	7	1	2	0	0	31
Roby g												

**Game 13**  
**Kansas 75**  
**Colorado 63**  
**Jan. 11, 2006 Coors Events Center**

**BOULDER (AP)** - Freshmen Mario Chalmers and Brandon Rush took over the game in the second half to help young and supposedly struggling Kansas to its seventh straight victory, 75-63 over Colorado.

Chalmers, a star in last year's McDonald's All-American game, had two assists and a 3-pointer during a 13-5 run that gave Kansas breathing room in what had been a close game.

One of the assists was an underhanded alley-ooop to sophomore C.J. Giles, who slammed it home. The other was a nifty, no-look pass to Rush on a 3-on-2 break.

Senior Christian Moody, the only upperclassman in coach Bill Self's starting lineup, led the Jayhawks (10-4, 1-0 Big 12) with 18 points. Rush scored all 17 of his points in the second half and Chalmers finished with 11 points and six assists as the Jayhawks won their conference opener for the 15th straight year.

Playing in front of a packed house that was, as always in this matchup, about half filled with Jayhawks fans, Kansas won for the 33rd time in the last 34 meetings against Colorado (10-3, 0-2). Buffs coach Ricardo Patton fell to 1-22 against Kansas.

Chris Copeland led Colorado with 22 points and Richard Roby had 15. The most telling stat, though - Kansas outrebounded Colorado 50-28 and no Buff player had more than five boards.

Trailing by 13, the Buffs made a brief rally when Martane Freeman followed a 3-pointer with a steal and layup for a three-point play. That cut the Kansas lead to 64-57, but the Jayhawks scored two straight buckets to ice the game.

**KANSAS (10-4, 1-0)**

Player	FGs	3-pt	FT	O-D	R	F	TP	A	TO	B	S	Min
Moody	f	8-11	1-3	1-2	3-4	7	2	18	1	1	0	30
Giles	f	2-2	0-0	0-2	1-1	2	3	4	0	1	1	0
Robinson	g	3-8	0-0	3-4	2-2	4	4	9	5	1	0	28
Chalmers	g	3-9	1-2	4-5	0-3	3	3	11	6	2	0	37
Rush	g	5-11	0-2	7-8	1-5	6	0	17	4	2	2	33
Hawkins	g	0-3	0-2	0-0	0-4	4	5	0	2	4	0	25
Stewart	g	0-0	0-0	0-0	0-0	0	0	0	0	0	0	0+
Case	g	0-2	0-2	0-0	0-0	0	0	0	0	0	0	2
Vinson	g	0-1	0-1	0-0	0-0	0	1	0	0	0	0	8
Downs	g	0-0	0-0	0-0	1-0	1	1	0	1	4	0	7
Kaun	g	2-3	0-0	0-0	1-2	3	0	4	1	0	1	17
Wright	g	1-5	0-1	0-0	2-3	5	0	2	0	1	0	8
Jackson	g	4-8	0-0	2-2	2-5	7	0	10	0	1	0	17
Team					6-2	8						
Totals		28-63	2-13	17-23	19-31	50	19	75	20	17	5	6

FC% 1st Hlf 12-33 36.4% 2nd Hlf 16-30 53.3% Game 44.4%  
 3-Pt.FG% 1st Hlf 0-8 00.0% 2nd Hlf 2-5 40.0% Game 15.4%  
 FT % 1st Hlf 5-6 83.3% 2nd Hlf 12-17 70.6% Game 73.9%  
 deadball rebounds: 3

**COLORADO (10-3, 0-2)**

Player	FGs	3-pt	FT	O-D	R	F	TP	A	TO	B	S	Min
Osborn	f	3-7	2-5	1-2	0-4	4	2	9	1	2	2	0
Copeland	f	8-12	4-6	2-4	1-3	4	2	22	1	1	2	31
Obazuaye	g	1-4	0-0	1-2	1-1	2	3	3	0	1	0	21
Hall	g	1-6	1-3	3-4	0-2	2	4	4	6	2	1	2
Roby	g	6-18	1-6	2-4	2-3	5	2	15	1	3	1	31
Eddy	g	0-0	0-0	0-0	1-0	1	0	0	1	0	0	7
Coleman	g	0-0	0-0	0-0	1-1	2	2	0	0	0	0	5
Freeman	g	2-5	1-2	2-5	1-2	3	3	7	2	2	0	19
Williams	g	0-1	0-0	0-0	0-1	1	0	0	0	0	0	1
Arrington	g	0-0	0-0	0-0	0-0	0	0	0	0	0	0	1
King-Stockton	g	0-2	0-0	0-0	1-1	1	0	0	1	3	1	11
Ashby	g	0-2	0-0	1-2	1-0	1	2	1	1	0	2	12
McGee	g	0-0	0-0	0-0	0-0	0	0	0	0	0	0	6
Team					1-1	2						
Totals		21-57	9-22	12-23	9-19	28	20	63	13	12	11	8

FC% 1st Hlf 9-27 33.3% 2nd Hlf 12-30 40.0% Game 36.8%  
 3-Pt.FG% 1st Hlf 2-9 22.2% 2nd Hlf 7-13 53.8% Game 40.9%  
 FT % 1st Hlf 7-12 58.3% 2nd Hlf 5-11 45.5% Game 52.2%  
 deadball rebounds: 7

Kansas 29 46 75  
 Colorado 27 36 63

Officials: Steve Olson, Kelly Self, Rick Randall  
 Technicals: none. Attendance: 10,586. Fouled out: none.

**Game 14**  
**Colorado 74**  
**at Missouri 71**  
**Jan. 14, 2006 Mizzou Arena**

**COLUMBIA, Mo. (AP)** - Richard Roby scored a career-best 33 points and Chris Copeland hit the last of Colorado's season-best 13 3-pointers with two-tenths of a second to go, giving the Buffaloes a 74-71 victory at Missouri.

Copeland had 15 points for Colorado (11-3, 1-2 Big 12), which ended an eight-game losing streak at Missouri (9-5, 2-1). The Buffaloes, who were 13-for-29 from 3-point range, had lost 33 of their previous 34 at Missouri and this time ended the Tigers' eight-game overall home winning streak.

Thomas Gardner had 22 points for Missouri, and Jimmy McKinney also had 22. But a traveling call with 8.2 seconds left on Gardner after he took an inbound pass and then slipped gave CU the opening it needed.

Copeland got a nice look on the baseline in front of the Colorado bench before draining his third 3-pointer of the game on the winner.

Roby scored 21 of his points in the second half and was 6-for-11 from 3-point range to top his previous career best of 30 points. Roby had averaged 11 points in his previous five games, but he and the rest of the Colorado offense thrived against Missouri's zone most of the game. Roby, who was 11-for-24 overall, entered with a 15.7-point average.

Colorado leads the conference in 3-pointers, averaging eight per game. Copeland was 3-for-6 and Dominique Coleman and Andy Osborn each had a pair of 3-pointers.

Marshall Brown added 10 points for Missouri, which lost despite shooting 50 percent. The Tigers led by five with about 5 1-2 minutes to go before fading, failing to follow up on a 2-point victory at No. 22 Oklahoma on Tuesday.

**COLORADO (11-3, 1-2)**

Player	FGs	3-pt	FT	O-D	R	F	TP	A	TO	B	S	Min
Freeman	f	1-2	0-0	2-2	1-1	2	4	4	0	0	0	14
Copeland	f	6-12	3-6	0-1	2-2	4	2	15	0	4	1	29
Ashby	f	0-1	0-0	0-0	2-3	5	4	0	2	0	2	1
Roby	g	11-24	6-11	5-6	0-3	3	1	33	2	1	1	34
McGee	g	0-1	0-1	0-0	1-0	1	3	0	2	1	0	15
Eddy	g	0-1	0-0	0-0	0-0	0	0	0	1	0	0	0
Osborn	g	3-6	2-5	0-0	1-1	2	2	8	1	1	0	21
Obazuaye	g	1-2	0-0	1-2	1-0	1	0	3	1	1	0	11
Coleman	g	4-6	2-3	1-1	3-0	3	0	11	6	2	0	24
Hall	g	0-3	0-3	0-0	1-1	1	1	0	3	1	0	16
Arrington	g	0-1	0-0	0-0	1-1	2	2	0	0	1	0	4
King-Stockton	g	0-2	0-0	0-0	1-1	2	3	0	0	0	1	10
Team					5-0	5						
Totals		26-61	13-29	9-13	18-13	31	22	74	18	12	5	5

FC% 1st Hlf 11-31 35.5% 2nd Hlf 15-30 50.0% Game 42.6%  
 3-Pt.FG% 1st Hlf 5-12 41.7% 2nd Hlf 8-17 47.1% Game 44.8%  
 FT % 1st Hlf 3-6 50.0% 2nd Hlf 6-7 85.7% Game 69.2%  
 deadball rebounds: 3

**MISSOURI (9-5, 2-1)**

Player	FGs	3-pt	FT	O-D	R	F	TP	A	TO	B	S	Min
Brown	f	3-9	0-1	4-5	2-1	3	2	10	1	2	0	0
Watkins	f	0-0	0-0	0-0	1-1	2	1	0	0	0	0	8
Young	c	1-3	0-0	2-4	0-6	6	2	4	0	1	0	29
McKinney	g	7-11	0-1	8-10	1-2	3	2	22	6	2	0	36
Gardner	g	7-14	3-9	5-6	0-1	1	3	22	2	4	0	38
Lyons	g	0-0	0-0	0-0	0-1	1	0	0	0	0	0	3
Horton	g	1-3	1-3	0-0	2-2	2	4	3	2	1	0	22
Dandridge	g	3-4	1-2	1-2	3-4	7	1	8	1	1	1	16
Lawrence	g	0-0	0-0	0-0	0-0	0	0	0	0	0	0	4
Grimes	g	0-0	0-0	2-4	2-2	4	4	2	0	2	1	12
Team					0-1	1						
Totals		22-44	5-16	22-31	9-21	30	19	71	12	13	2	3

FC% 1st Hlf 11-24 45.8% 2nd Hlf 11-20 55.0% Game 50.0%  
 3-Pt.FG% 1st Hlf 2-8 25.0% 2nd Hlf 3-8 37.5% Game 31.3%  
 FT % 1st Hlf 11-16 68.8% 2nd Hlf 11-15 73.3% Game 71.0%  
 deadball rebounds: 9

Colorado 30 44 77  
 Missouri 35 36 71

Officials: Rick Hartzell, Danny Hooker, Randy Heimermann  
 Technicals: Freeman. Attendance: 10,684. Fouled out: none.

**Game 15**  
**Colorado 81**  
**Baylor 48**  
**Jan. 18, 2006 Coors Events Center**

**BOULDER (AP)** - Ricardo Patton couldn't tell if Baylor's lack of a non-conference schedule was the difference in a lopsided win, but he saw improvement in his top two scorers, Richard Roby and Chris Copeland.

Richard Roby scored 21 points and Copeland added 17 on four 3-pointers as Colorado dealt Baylor its 17th consecutive loss by winning 81-48 Wednesday night.

The Bears have played only three games this season after NCAA violations forced the elimination of their non-conference schedule.

"I can't tell you if they showed signs of rustiness," Patton said. "I do know that without a non-conference schedule of games, it has to have some effect."

Andy Osborn also had 12 points for CU (12-3, 2-2 Big 12 Conference). The Buffaloes have beaten Baylor six straight times at home, last losing to the Bears here on Dec. 15, 1951.

"The one thing I've learned is you have to play hard no matter who you are playing," Roby said. "It doesn't matter what the color of the other uniform is."

Roby did most of his damage from the perimeter, with 8-for-17 shooting, two 3-pointers to go with seven rebounds. Although Copeland had four 3-pointers, the remainder of his contribution came inside the paint.

Henry Dugat led Baylor (0-3, 0-3) with 10 points. The team's leading scorer, Aaron Bruce had nine points and didn't score until hitting a 3-pointer a little over a minute into the second half.

Baylor never appeared to be in sync in shooting 25 percent for the game and finishing 10-for-19 at the free throw line. They led only briefly and that was early on in the game.

Colorado led 36-18 at halftime after starting slowly, missing 5-of-6 six shots to start the game.

Roby had seven of Colorado's 23 points over the final 10:12 of the half while Baylor managed only two field goals and a pair of free throws over that span.

**COLORADO (12-3, 2-2)**

Player	FGs	3-pt	FT	O-D	R	F	TP	A	TO	B	S	Min
Freeman	f	1-4	0-1	0-0	1-0	1	2	2	2	1	0	17
Copeland	f	5-8	4-5	3-4	1-7	8	1	17	0	1	2	0
Ashby	c	0-3	0-0	0-0	2-8	10	3	0	0	2	2	17
Roby	g	8-17	2-5	3-4	3-4	7	1	21	3	2	2	29
McGee	g	1-1	0-0	0-0	0-0	0	1	2	1	0	0	8
Eddy	g	0-1	0-1	0-0	1-3	4	0	1	0	0	0	6
Boydock	g	0-1	0-1	0-0	0-0	0	0	0	0	0	0	1
Osborn	g	4-8	4-7	0-0	1-1	2	2	12	0	0	0	18
Obazuaye	g	2-3	0-0	1-3	2-2	4	0	5	0	0	0	7
Senger	g	0-0	0-0	0-0	0-0	0	0	0	0	1	0	1
Coleman	g	2-6	0-1	1-2	1-4	5	1	5	7	0	1	25
Hall	g	3-9	1-4	0-0	1-0	1	2	7	2	1	0	18
Arrington	g	1-2	0-0	0-0	1-1	1	1	2	0	0	2	4
King-Stockton	g	3-4	0-0	2-5	7-4	11	1	8	1	3	1	19
Perkowski	g	0-0	0-0	0-0	0-0	0	0	0	0	0	0	1
Team					2-0	2						
Totals		30-67	11-25	10-18	22-34	56	14	81	17	12	10	5

FC% 1st Hlf 14-35 40.0% 2nd Hlf 16-32 50

**Game 16**  
**Colorado 80**  
**at Oklahoma State 78** ot  
**Jan. 21, 2006** **Gallagher-Iba Arena**

**STILLWATER, Okla. (AP)** - Richard Roby scored 27 points, including the decisive basket in overtime, as Colorado beat Oklahoma State 80-78, the Buffaloes' second Big 12 Conference road win of the season.

Colorado (13-3, 3-2 Big 12) hadn't won at Gallagher-Iba Arena since Jan. 12, 1980, a stretch of 20 games. The Buffs also hadn't won at Missouri since the 1996-97 season before they did so on Jan. 14.

With the score tied 78-78, Roby scored on a put-back with 45.3 seconds left, following a miss by Marcus Hall.

Oklahoma State (12-6, 2-2) had two chances to tie. First, Jamaal Brown missed a driving runner in the lane as the shot clock was winding down, and Mario Boggan missed a follow shot before Roby rebounded for Colorado.

Torre Johnson fouled Roby, who missed the front end of a one-and-one free-throw opportunity with 8.5 seconds left. Oklahoma State, out of timeouts, rushed the ball upcourt, but JamesOn Curry was held up briefly at midcourt by two defenders.

Curry broke free from the double-team and continued dribbling, but his pass to Terrel Harris sailed out of bounds as time expired.

Colorado led by as many as 11 points in the first half and was up 39-30 at halftime. The Buffs took control with a 14-3 run midway through the half, fueled by nine points by Roby.

Colorado led 45-34 with 18 minutes left but didn't score again for almost seven minutes. In the interim, the Cowboys scored 16 straight points to go ahead 50-45.

Roby scored on a driving runner with 33.7 seconds left in regulation to tie the game 71-71 and OSU then held the ball for the last shot. Curry missed a long 3-point attempt and CU's Marcus King-Stockton blocked a follow shot by Brown out of bounds with 2.2 seconds left.

After each team took a timeout, all the Cowboys could manage was an off-balance 10-footer by Johnson, which missed at the buzzer.

CU's 3-point shooting proved to be the difference - the Buffs went 12-of-29 from behind the arc, compared to 5 of 15 for the Cowboys.

Roby's point total was his third-highest of the season, and he also had seven rebounds and six steals, all in the first half. Marcus Hall added 16 points for the Buffs.

Johnson scored 20 points and added 10 rebounds, while Boggan and Curry had 16 points each for Oklahoma State.

**COLORADO (13-3, 3-2)**

Player	FGs	3-pt	FT	O-D	R	F	TP	A	TO	B	S	Min
Copeland f	2-9	0-6	1-2	1-0	1	2	5	2	0	1	1	25
Ashby c	4-8	0-0	2-2	3-4	7	2	10	0	1	2	0	31
Obazuaye g	0-2	0-0	0-0	2-2	4	0	0	1	2	0	1	12
Roby g	12-21	3-7	0-2	3-4	7	2	27	1	4	1	6	36
McGee g	0-0	0-0	0-0	0-0	0	1	0	2	0	0	0	13
Eddy	0-1	0-0	0-0	0-1	1	2	0	1	1	0	0	5
Osborn	3-7	3-7	2-2	1-3	4	3	11	0	1	0	0	26
Coleman	1-3	1-3	0-0	0-0	0	2	3	0	2	0	0	7
Freeman	3-5	1-1	1-2	5-1	6	0	8	0	0	0	0	14
Hall	6-12	4-5	0-0	0-2	2	1	16	6	1	0	1	36
King-Stockton	0-2	0-0	0-0	3-1	4	4	0	2	0	1	0	20
Team					1	1						
Totals	31-70	12-29	6-10	19-19	38	19	80	15	12	5	9	225

FG%	1st Hlf	15-32	46.9%	2nd Hlf	12-30	40.0%	OT	4-8	50.0%	Game	44.3%
3-Pt.FG%	1st Hlf	6-16	37.5%	2nd Hlf	5-10	50.0%	OT	1-3	33.3%	Game	41.4%
FT%	1st Hlf	3-4	75.0%	2nd Hlf	3-5	60.0%	OT	0-1	00.0%	Game	60.0%

**OKLAHOMA STATE (12-6, 2-2)**

Player	FGs	3-pt	FT	O-D	R	F	TP	A	TO	B	S	Min
Boggan f	6-15	0-1	4-5	4-1	5	1	16	1	1	0	2	36
Cooper c	0-0	0-0	0-0	0-2	2	0	0	0	1	0	0	6
Eaton g	1-5	0-1	0-0	1-1	2	4	2	4	5	0	3	24
Harris g	3-7	2-4	0-0	0-2	2	4	8	2	3	0	0	36
Curry g	6-16	3-8	1-2	1-1	2	4	16	4	1	0	1	37
Brown	0-3	0-1	5-6	2-4	6	0	5	1	0	0	0	30
Flemings	0-0	0-0	2-2	1-1	2	1	2	0	0	0	0	8
Monds	4-6	0-0	1-1	2-3	5	0	9	0	2	1	0	19
Pettway	0-0	0-0	0-0	0-0	0	0	0	0	0	0	0	1
Johnson	8-12	0-0	4-5	3-7	10	2	20	2	1	0	0	28
Team					4	1						
Totals	28-64	5-15	17-21	18-23	41	16	78	18	16	1	6	225

FG%	1st Hlf	13-31	41.9%	2nd Hlf	14-28	50.0%	OT	1-5	20.0%	Game	43.8%
3-Pt.FG%	1st Hlf	2-6	33.3%	2nd Hlf	3-7	42.9%	OT	0-2	00.0%	Game	33.3%
FT%	1st Hlf	2-2	100.0%	2nd Hlf	10-13	76.9%	OT	5-6	83.3%	Game	81.0%

Officials: John Higgins, Terry Moore, Terry Davis  
 Technicals: none. Attendance: 13046. Fouled out: none.

**Game 17**  
**Colorado 81**  
**Nebraska 59**  
**Jan. 25, 2006** **Coors Events Center**

**BOULDER (AP)** - Richard Roby, winner of consecutive Big 12 Player of the Week awards, continued his hot streak Wednesday night, scoring 30 points in Colorado's 81-59 rout of Nebraska.

The Buffaloes (14-3, 4-2) withstood a late surge to win their fourth straight Big 12 game and send the Cornhuskers (12-6, 2-3) to their third consecutive conference loss.

Colorado, which missed its first nine shots, led by eight at the half and used a 13-0 run sparked by two 3-pointers from Roby to turn a five-point lead into a 44-26 advantage with 11:46 left.

Martane Freeman scored seven points during a 13-4 Colorado run that included no points from Roby and pushed Colorado's lead to 62-40 before Nebraska made one final push, cutting the Buffs' lead to 69-59 with two minutes left.

The deficit was too great because of Roby, a sophomore guard who is in the midst of the best four-game stretch of his career. He's averaged 28 points in those games. Tonight is the second time this season that he has score 30 points in a game (third career).

Dominique Coleman added 11 points for Colorado.

Wes Wilkinson led the Huskers with 16 points but had none in the final five minutes he was on the court before fouling out with 2:27 left and Nebraska trailing 66-54, and Jason Dourisseau added 14 points.

Neither team shot well in the first half, which ended with the Buffaloes up 27-19 thanks to 17 points from Roby.

Colorado, coming off a win at Oklahoma State for the first time since 1980, was scoreless for the first 4:49 until Roby's steal and pull-up jumper ended the drought. But the Cornhuskers didn't exactly take advantage, scoring just four points themselves in the first five minutes.

**NEBRASKA (12-6, 2-3)**

Player	FGs	3-pt	FT	O-D	R	F	TP	A	TO	B	S	Min
Wilkinson f	6-13	2-6	2-2	1-7	8	5	16	1	4	1	0	34
Marić c	1-5	0-0	1-2	1-1	2	1	3	1	2	0	0	21
Dourisseau g	4-8	0-1	6-7	4-6	10	2	14	3	4	0	1	33
McCray g	0-4	0-4	0-0	1-3	4	0	0	0	3	0	0	20
Richardson g	2-4	1-2	2-3	0-2	2	4	7	2	1	0	1	25
Walker	1-5	0-0	1-2	1-1	2	3	3	0	0	0	0	16
Perry	2-5	2-3	0-0	0-1	1	3	6	0	0	0	0	19
Walker	2-5	2-3	0-0	0-0	0	3	6	1	3	0	0	9
Schliep	0-0	0-0	0-0	0-1	1	0	0	0	0	0	0	5
White	2-7	0-2	0-0	1-3	4	1	4	1	1	0	0	18
Team					1	1						
Totals	20-56	7-21	12-16	10-25	35	22	59	9	18	1	2	200

FG%	1st Hlf	8-22	36.4%	2nd Hlf	12-34	35.3%	Game	35.7%
3-Pt.FG%	1st Hlf	2-7	28.6%	2nd Hlf	5-14	35.7%	Game	35.3%
FT%	1st Hlf	1-3	33.3%	2nd Hlf	11-13	84.6%	Game	75.0%

**COLORADO (14-3, 4-2)**

Player	FGs	3-pt	FT	O-D	R	F	TP	A	TO	B	S	Min
Copeland f	2-8	1-6	1-3	0-5	5	2	6	3	2	2	1	22
Ashby c	1-6	0-0	3-6	2-3	5	2	5	1	0	2	1	24
Obazuaye g	3-4	0-0	2-4	0-2	2	0	8	0	0	0	0	11
Roby g	11-16	6-9	2-4	4-3	7	0	30	2	2	1	3	36
McGee g	0-1	0-0	0-0	0-0	0	0	0	0	0	0	0	2
Osborn	1-6	1-5	0-0	1-7	8	3	3	0	0	2	0	23
Freeman	3-5	0-1	5-9	3-3	6	1	11	7	4	1	2	25
Coleman	4-6	1-3	0-0	3-1	4	3	9	1	3	0	1	18
Hall	3-8	1-3	2-2	0-2	2	4	9	4	0	2	2	25
King-Stockton	0-0	0-0	1-3	4	3	0	0	0	0	0	0	14
Team					1	1						
Totals	28-60	10-27	15-28	14-30	44	18	81	18	15	8	10	200

FG%	1st Hlf	9-31	29.0%	2nd Hlf	19-29	65.5%	Game	46.7%
3-Pt.FG%	1st Hlf	4-17	23.5%	2nd Hlf	6-10	60.0%	Game	37.0%
FT%	1st Hlf	5-6	83.3%	2nd Hlf	10-22	45.5%	Game	53.6%

Nebraska	19	40	59
Colorado	27	54	81

Officials: J.B. Caldwell, Kerry Sitton, Terry Christman  
 Technicals: none. Attendance: 6988. Fouled out: Wilkinson.

**Game 18**  
**Colorado 79**  
**Kansas State 75**  
**Jan. 28, 2006** **Coors Events Center**

**BOULDER (AP)** - Chris Copeland scored 14 of his 17 points in the second half, with Richard Roby posting a team-high 18 as Colorado won its fifth straight conference game by beating Kansas State 79-75 Saturday night.

Copeland, who had only 11 points in his previous two games, was 5-for-10 shooting in the second half and had a career-high four blocks. Roby was held in check most of the game before finishing 7-for-12 for Colorado (15-3, 5-2 Big 12).

The Buffaloes last won five straight conference games in the 1996-97 season.

CU point guard Marcus Hall collapsed, suffering from lower back spasms with 2:02 left in the game. He was carried off the court on a stretcher for precautionary measures. He was later released from the hospital diagnosed with lower back spasms.

Carter Martin led Kansas State (12-5, 3-3) with 24 points. Lance Harris had 23 for the Wildcats, who had their three-game conference winning streak snapped.

Copeland began finding the range early in the second half, hitting a pair of 3-pointers and a short jumper to put Colorado ahead 46-41. Martin, who had only six points at the half, and Harris hit 3-pointers to close the gap to 51-48 with 14:34 left.

The Buffaloes tightened their defense and led 63-56 after Martane Freeman converted two free throws and a 3-point play with 9:26 left. Martin hit consecutive 3-pointers to get the Wildcats within 63-62 with 7:31 remaining.

David Hoskins made it a one-point game, 65-64, but Roby had a layup after Copeland's layup and two free throws and Roby had another layup to give CU some breathing room and a 71-66 edge with 3:26 left. Freeman sealed it with two free throws with under a minute left.

**KANSAS STATE (12-5, 3-3)**

Player	FGs	3-pt	FT	O-D	R	F	TP	A	TO	B	S	Min
Martin f	7-15	5-8	5-7	4-5	9	4	24	1	1	1	0	39
Diarra f	3-4	0-0	1-3	4-1	5	4	7	1	1	1	1	21
Stewart g	0-5	0-3	2-2	0-1	1	2	2	8	2	0	0	32
Hoskins g	3-7	1-1	3-4	3-1	4	3	10	4	2	1	0	32
Wright g	1-7	0-0	1-1	2-4	6	1	3	0	1	0	0	16
Thomas	0-0	0-0	0-0	0-0	0	0	0	0	0	0	0	2
Harris	10-12	3-4	0-0	0-4	4	2	23	1	1	0	0	27
Allen	1-4	0-1	0-0	0-0	0	1	2	0	1	0	1	12
Afeli	0-2	0-0	1-2	0-3	3	3	1	0	2	0	0	8
Taybron	1-1	0-0	0-0	0-0	0	2	2	2	1	0	0	8
Hughes	0-1	0-0	1-2	0-1	1	2	1	1	1	1	0	3
Team					2	2						
Totals	26-58	9-17	14-21	13-22	35	24	75	18	13	4	2	200

FG%	1st Hlf	12-28	42.9%	2nd Hlf	14-30	46.7%	Game	44.8%
3-Pt.FG%	1st Hlf	2-4	50.0%	2nd Hlf	7-13	53.8%</		



# #1 Glean Eddy

6-6 • 215 • Senior • Forward

Nashville, Tenn./National Christian Academy [Md.]

Majoring in ethnic studies

- Averaging 7.7 minutes a game with 2.5 points and 2.2 rebounds

- Best game this season came in a reserve role with a career-best 17 points and nine rebounds against Savannah State (Jan. 3), also netted a best three 3-pointers in 21 minutes

- Other highlights was a team-best seven rebounds at TCU (Dec. 20)

- Season-high 18 minutes off the bench four points, two assists, one steal against the Horned Frogs

- Has participated in 108 of a possible 109 during his career (did not play vs. Nebraska) and ranks first for consecutive games played without fouling out (second overall for most games played, Blair Wilson is first with 119 games) with 1,563 consecutive minutes

- Has 376 career rebounds and ranks 42nd in team history

- One of two players returning (Copeland) with over 300 career rebounds

## Points

Season	17	Savannah State	01/03/06
Career	17	Savannah State	01/03/06
Big 12	13	at Missouri	2/22/05

## Field Goals

Season	7	Savannah State	01/03/06
Career	7	Savannah State	01/03/06
Big 12	5	three times	

## Field Goal Attempts

Season	8	Savannah State	01/03/06
Career	12	at Missouri	2/22/05
Big 12	12	at Missouri	2/22/05

## Three-Point Field Goals

Season	3	Savannah State	01/03/06
Career	3	Savannah State	01/03/06
Big 12	2	twice	

## Three-Point Attempts

Season	4	Savannah State	01/03/06
Career	4	four times	
Big 12	4	twice	

## Free Throws

Season	4	at TCU	12/20/05
Career	10	at Colorado State	12/10/03
Big 12	6	twice	

## Free Throw Attempts

Season	4	at TCU	12/20/05
Career	11	at Colorado State	12/10/03
Big 12	10	Oklahoma	2/25/04

## Offensive Rebounds

Season	2	three times	
Career	6	twice	
Big 12	6	twice	

## Defensive Rebounds

Season	7	Savannah State	01/03/06
Career	7	Savannah State	01/03/06
Big 12	6	four times	

## Rebounds

Season	9	Savannah State	01/03/06
Career	12	Kansas	1/15/05
Big 12	12	Kansas	1/15/05

## Assists

Season	2	twice	12/7/05
Career	5	Oklahoma	2/25/04
Big 12	5	Oklahoma	2/25/04

## Blocked Shots

Season	1	twice	
Career	4	at Missouri	2/1/03
Big 12	4	at Missouri	2/1/03

## Steals

Season	1	five times	
Career	3	at Colorado State	12/10/03
Big 12	2	three times	

## Minutes Played

Season	21	Savannah State	1/03/06
Career	33	at Missouri	2/22/05
Big 12	33	at Missouri	2/22/05

## Game-by-Game Stats

Game	GS	Min	FGs	3FGs	FTs	O-D-Reb	Pf	A	To	BL	ST	Pts
UNC WILMINGTON	-	8	1-1	0-0	1-2	2-0-2	0	0	0	0	0	3
at Colorado State	-	1	0-0	0-0	0-0	0-0-0	0	0	0	0	0	0
vs. Saint Mary's at Penn	-	5	1-3	1-2	0-0	1-1-2	0	0	0	0	0	3
CAL POLY	-	7	1-4	0-1	1-2	0-0-0	0	0	0	0	1	3
UTAH	-	8	2-2	1-1	1-1	0-1-1	0	2	0	0	0	6
UC IRVINE	-	6	0-1	0-0	0-0	1-0-1	1	0	1	0	1	0
at TCU	-	18	0-2	0-2	4-4	2-5-7	2	2	3	0	1	4
MERCER	-	12	2-3	1-2	0-0	1-1-2	1	1	1	0	1	5
DARTMOUTH	-	11	0-0	0-0	1-2	1-4-5	1	1	1	1	1	1
SAVANNAH STATE	-	21	7-8	3-4	0-0	2-7-9	0	0	2	0	0	17
at Texas	-	5	0-1	0-1	0-1	0-0-0	2	0	0	1	0	0
KANSAS	-	7	0-0	0-0	0-0	1-0-1	0	1	0	0	0	0
at Missouri	-	1	0-1	0-0	0-1	0-0-0	0	1	0	0	0	0
BAYLOR	-	6	0-1	0-1	0-0	1-3-4	0	1	0	0	0	0
at Oklahoma State	-	5	0-1	0-0	0-0	0-1-1	2	1	1	0	0	0
NEBRASKA	did not play											
KANSAS STATE	-	5	0-3	0-0	0-0	0-0-0	1	1	0	0	0	0

## Career Statistics

Year	GP	GS	Min	Avg	FG	FGA	Pct	3FG	3FGA	3Pct	FT	FTA	%	O	D	T	Avg	Pf	FO	A	T	BS	ST	TP	Avg
2005-06	17	0	131	7.7	14	32	.438	6	15	.400	8	14	.571	13	24	37	2.2	11	0	11	9	2	5	42	2.5
2004-05	30	9	547	18.2	46	119	.387	4	27	.148	62	83	.747	50	80	130	4.2	49	0	31	42	5	14	158	5.3
2003-04	29	1	455	15.7	44	101	.436	13	38	.342	45	68	.662	40	63	103	3.6	37	0	28	31	6	11	146	5.0
2002-03	32	1	430	13.4	33	92	.359	10	44	.227	37	50	.740	34	62	96	3.0	40	0	13	39	10	13	113	3.5
<b>TOTALS</b>	<b>108</b>	<b>11</b>	<b>1563</b>	<b>14.5</b>	<b>137</b>	<b>344</b>	<b>.398</b>	<b>33</b>	<b>124</b>	<b>.266</b>	<b>152</b>	<b>215</b>	<b>.707</b>	<b>137</b>	<b>229</b>	<b>376</b>	<b>3.5</b>	<b>137</b>	<b>0</b>	<b>83</b>	<b>121</b>	<b>23</b>	<b>43</b>	<b>459</b>	<b>4.3</b>

## Big 12 Statistics

Year	GP	GS	Min	Avg	FG	FGA	Pct	3FG	3FGA	3Pct	FT	FTA	%	O	D	T	Avg	Pf	FO	A	T	BS	ST	TP	Avg
2005-06	6	0	29	4.8	0	7	.000	0	2	.000	0	2	.000	2	4	6	1.0	5	0	5	1	1	0	0	0.0
2004-05	16	6	333	20.8	32	75	.427	4	18	.222	33	47	.702	35	49	84	5.3	32	0	20	27	1	7	101	6.3
2003-04	16	0	215	13.4	20	45	.444	9	23	.348	21	32	.656	15	29	44	2.8	16	0	17	14	3	4	69	4.3
2002-03	16	1	266	16.6	19	57	.333	5	29	.172	22	28	.786	21	39	60	3.8	27	0	7	21	8	10	65	4.1
<b>TOTALS</b>	<b>53</b>	<b>7</b>	<b>838</b>	<b>15.8</b>	<b>71</b>	<b>181</b>	<b>.392</b>	<b>18</b>	<b>72</b>	<b>.250</b>	<b>76</b>	<b>109</b>	<b>.697</b>	<b>73</b>	<b>121</b>	<b>194</b>	<b>3.7</b>	<b>79</b>	<b>0</b>	<b>48</b>	<b>63</b>	<b>13</b>	<b>21</b>	<b>235</b>	<b>4.4</b>

## Big 12 Post-Season Statistics

Year	GP	GS	Min	Avg	FG	FGA	Pct	3FG	3FGA	3Pct	FT	FTA	%	O	D	T	Avg	Pf	FO	A	T	BS	ST	TP	Avg
2004-05	2	0	17	8.5	0	1	.000	0	1	.000	4	4	1.000	3	1	4	2.0	0	0	1	0	0	1	4	2.0
2003-04	1	0	16	16.0	4	7	.571	2	2	1.00	0	0	.000	2	0	2	2.0	2	0	0	1	0	1	10	10.0
2002-03	2	0	30	15.0	2	4	.500	2	2	1.00	3	4	.750	0	3	3	1.5	2	0	0	1	0	0	9	4.5
<b>TOTALS</b>	<b>5</b>	<b>0</b>	<b>63</b>	<b>12.6</b>	<b>6</b>	<b>12</b>	<b>.500</b>	<b>4</b>	<b>5</b>	<b>.800</b>	<b>7</b>	<b>8</b>	<b>.875</b>	<b>5</b>	<b>4</b>	<b>9</b>	<b>1.8</b>	<b>4</b>	<b>0</b>	<b>1</b>	<b>2</b>	<b>0</b>	<b>2</b>	<b>23</b>	<b>4.6</b>



## #2 Billy Boidock

6-0 • 160 • Senior • Guard  
Dallas, Texas/Bishop Lynch HS

**2005-06 NOTES:** Played in five games this season (Savannah State, Mercer, at TCU, Utah, Baylor) ... Is a crowd favorite ... Fired up and made a 3-pointer in closing seconds against the Utes (Dec. 7) ... Scores two points with two rebounds against Mercer (Dec. 22) ... One assist against Savannah State (Jan. 3) in three minutes ... One of 10 seniors on

this year's team ... Has lettered three seasons as a walk-on ... Played in 11 games over his four seasons ... Is a mechanical engineering major with an influence in alternative energy and energy management ... Took 19 credit hours during the fall semester.

**Coach Patton says,** "One of my all-time favorite guys; just a joy to be around every day."

**2004-05:** Played in two games, South Dakota State (Feb. 14) and at Missouri (Feb. 22) ... Scored a career-best four points against South Dakota State on two-for-two shooting from the field ... Also collected two steals.

**2003-04:** Played in two home wins over Savannah State (Jan. 8) and Northern Colorado (Jan. 10) ... Saw a total of seven minutes over two games.

### Season/Career Highs

<b>Points</b>			
Career	4	South Dakota State	2/14/05
<b>Rebounds</b>			
Career	1	North Texas	12/23/02
<b>Defensive Rebounds</b>			
Career	1	twice	
<b>Field Goals</b>			
Career	2	South Dakota State	2/14/05
<b>Field Goal Attempts</b>			
Career	2	South Dakota State	2/14/05
<b>Three-Point Attempts</b>			
Career	1	twice	
Big 12	1	twice	
<b>Assists</b>			
Career	1	Savannah State	1/3/06
<b>Steals</b>			
Career	2	twice	
<b>Turnovers</b>			
Career	1	Savannah State	1/8/04
<b>Minutes Played</b>			
Career	5	South Dakota State	2/14/05
Big 12	1	twice	2/8/03



## #3 Kyle Carder

6-4 • 180 • Freshman • Forward  
Joplin, Mo./Joplin HS

**2005-06:** Has played in four games this season (Savannah State, Mercer, Dartmouth, Cal Poly) ... Scored a career-high 13 points with three 3-pointers (5-of-6 FGs) in 16 minutes against Mercer (Dec. 22) ... Recorded his first collegiate points with 3-pointer against Cal Poly (Dec. 3) ... Also grabbed a rebound in four minutes played against the Mustangs ... Played six minutes against Savannah State (Jan. 3) with a made 3-pointer and one assist.

**Coach Patton says,** "Kyle played on a great high school team and is a great addition to our Class of 2005."

**ACADEMICS:** Is an open option major in Colorado's College of Arts and Sciences ... Interested in business.

**HIGH SCHOOL :** Lettered twice in basketball and once in baseball ... Member of 2003 baseball team that finished second in the state.

**PERSONAL:** Born Odes Kyle Carder on June 9, 1986 in Joplin, Missouri ... Son of Michael and Cyndy Carder ... Older sister, Brett is a junior at the University of Missouri ... Enjoys playing golf in his spare time.



## #35 Chase Perkowski

6-2 • 185 • Freshman • Guard  
San Juan Capistrano, Calif.  
Santa Margarita Catholic HS

**2005-06:** Played three minutes against Mercer (Dec. 22) with four points, one rebound ... Played another three minutes against Savannah State (Jan. 3) and one minute against Baylor.

**Coach Patton says,** "Chase played on a terrific high school team; he's a non-scholarship player that has the potential to earn a scholarship in the future."

**ACADEMICS:** Intended college major is business.

**HIGH SCHOOL:** Lettered four years ... Member of a pair of California Interscholastic Federation (CIF) titles ... Junior year also won league title ... Senior season was the starting point guard averaging nine points, seven rebounds, five assists that went 27-5 ... Earned first-team Sera League honors; second team All-C.I.F. ... Junior season averaged seven points a game on a team that went 29-4 ... Also earned scholar athlete award accolades during his senior season.

**PERSONAL:** Born Chase Andrew Perkowski on October 15, 1986 ... Son of Erik and Karen Perkowski ... Is the youngest of four children, has two older brothers, Luke (masters degree at CU) and Alex; sister, Brittney, plays soccer at the United States Air Force Academy; mother played tennis at U.S.C. ... Lists beating high school rival, Mater Dei, ranked No. 23 nationally by scoring 13 points, 10 rebounds, five assists ... Future aspirations include going to law school ... Enjoys surfing and water skiing ... Did not play basketball his sophomore high school year due to knee surgery (out 11 months).



**#4 Andy Osborn**

**6-9 • 225 • Senior • Forward**

**Longmont, Colo./Longmont HS**

Majoring in sociology with a minor in business

- Starter 13 of 18 games
- Third in scoring (8.9) and fifth in rebounding (4.1)
- Second in blocked shots (19), second in 3-pointers made (35), third in points scored on team(161)
- Has led CU on the boards four times and once in scoring

- Eight times with 10 or more points
- Has made a 3-pointer in 15-straight games
- Collected his second career double-double at CU with 17 points and 10 rebounds against Cal Poly (Dec. 3)
- Recorded a season-best five 3-pointers against Savannah State (Jan. 3) in only 12 minutes ... Season-best six field goals in home win over Cal Poly.

**2004-05:** Named to the Big 12 All-Newcomer team, a CU first since the 2001-02 season

- Finished the Big 12 (all games) in 3-point field goals made (1.73) and eighth in conference-only treys made (2.00)
- Averaged 8.2 points and 4.4 rebounds in 26 games played with 14 starts
- Started the last 12 games of the season averaging 11.1 points and 5.2 rebounds
- Made 29 3-pointers during that span; 45 treys ranked third overall on the team - Five treys against the Cowboys (Jan. 30) was a team-high and helped CU establish 17 for the game, a school record ... First career double-double at CU was 14 points and 10 rebounds in home win over Texas (Feb. 8)

**Points**

Season	17	Cal Poly	12/3/05
Career	*23	at Cal State Northridge	12/19/02
Big 12	19	Oklahoma State	1/30/05

**Field Goals**

Season	6	Cal Poly	12/3/05
Career	*9	at Cal State Northridge	12/19/02
Big 12	7	Oklahoma State	1/30/05

**Field Goal Attempts**

Season	11	Cal Poly	12/3/05
Career	*15	UC Irvine	11/28/01
Big 12	14	Iowa State	3/5/05

**Three-Point Field Goals**

Season	5	Savannah State	1/03/06
Career	*5	four times	
Big 12	5	twice	

**Three-Point Attempts**

Season	9	twice	
Career	10	Iowa State	3/5/05
Big 12	10	Iowa State	3/5/05

**Free Throws**

Season	3	UC Irvine	12/17/05
Career	*7	twice, recent, at Portland	1/11/03
Big 12	4	Texas	3/10/05

**Free Throw Attempts**

Season	4	UC Irvine	12/17/05
Career	*12	at Portland	1/11/03
Big 12	4	Texas	2/8/05, 3/10/05

**Offensive Rebounds**

Season	5	Cal Poly	12/3/05
Career	6	Texas	2/8/05
Big 12	6	Texas	2/8/05

**Defensive Rebounds**

Season	7	Nebraska	1/25/06
Career	8	at Iowa State	1/22/05
Big 12	8	at Iowa State	1/22/05

**Rebounds**

Season	10	Cal Poly	12/3/05
Career	*12	Mississippi State	11/14/01
Big 12	10	Texas	2/8/05

**Assists**

Season	3	twice	
Career	*4	5x, recent, Iowa State	3/5/05
Big 12	4	twice	

**Blocked Shots**

Season	3	three times	
Career	*3	six times	
Big 12	2	four times	

**Steals**

Season	3	UNC Wilmington	11/18/05
Career	3	UNC Wilmington	11/18/05
Big 12	1	four times	

**Minutes Played**

Season	34	UNC Wilmington	11/18/05
Career	*37	at Portland	1/11/03
Big 12	34	Iowa State	3/5/05

\* played his freshman and sophomore years at

Loyola Marymount

**Game-by-Game Stats**

Game	GS	Min	FGs	3FGs	FTs	O-D-Reb	Pf	A	To	BL	ST	Pts
UNC WILMINGTON	*	34	4-10	0-4	2-2	3-5-8	3	1	0	3	3	10
at Colorado State	*	25	4-7	3-6	0-0	0-0-0	4	1	2	0	0	11
vs. Saint Mary's	*	23	1-7	0-4	1-3	1-2-3	1	1	1	0	1	3
at Penn	*	21	3-7	2-4	0-0	0-4-4	3	0	3	0	0	8
CAL POLY	*	32	6-11	4-9	1-2	5-5-10	0	1	1	2	0	17
UTAH	*	24	3-7	1-5	0-0	2-2-4	3	1	2	1	1	7
UC IRVINE	*	29	3-9	1-5	3-4	3-4-7	0	2	0	0	0	10
at TCU	*	16	2-4	2-4	0-0	1-1-2	2	3	0	3	0	6
MERCER	*	10	3-3	2-2	0-0	0-3-3	2	0	0	3	1	8
DARTMOUTH	*	25	5-10	1-5	1-1	1-3-4	2	3	2	1	1	12
SAVANNAH STATE	*	12	5-9	5-9	0-0	1-2-3	0	2	0	1	0	15
at Texas	*	28	2-9	1-6	2-2	2-2-4	4	1	0	1	1	7
KANSAS	*	24	3-7	2-5	1-2	0-4-4	2	1	2	2	0	9
at Missouri	-	21	3-6	2-5	0-0	1-1-2	2	1	1	0	0	8
BAYLOR	-	18	4-8	4-7	0-0	1-1-2	2	0	0	0	1	12
at Oklahoma State	-	26	3-7	3-7	2-2	1-3-4	3	0	1	0	0	11
NEBRASKA	-	23	1-6	1-5	0-0	1-7-8	3	0	0	2	0	3
KANSAS STATE	-	15	1-5	1-5	1-2	0-1-1	2	0	0	0	0	4

**Career Statistics**

Year	GP	GS	Min	Avg	FG	FGA	Pct	3FG	3FGA	3Pct	FT	FTA	%	O	D	T	Avg	PF	FO	A	T	BS	ST	TP	Avg
2005-06	18	13	406	22.6	56	132	.424	35	97	.361	14	20	.700	23	50	73	4.1	38	0	18	15	19	8	161	8.9
2004-05	26	14	530	20.4	76	176	.432	45	110	.409	16	23	.696	34	87	121	4.7	67	3	34	30	15	7	213	8.2
<b>TOTALS</b>	<b>44</b>	<b>27</b>	<b>936</b>	<b>21.3</b>	<b>132</b>	<b>308</b>	<b>.429</b>	<b>80</b>	<b>207</b>	<b>.387</b>	<b>30</b>	<b>43</b>	<b>.698</b>	<b>57</b>	<b>137</b>	<b>194</b>	<b>4.4</b>	<b>105</b>	<b>3</b>	<b>52</b>	<b>45</b>	<b>34</b>	<b>15</b>	<b>374</b>	<b>8.5</b>

**Big 12 Conference Statistics**

Year	GP	GS	Min	Avg	FG	FGA	Pct	3FG	3FGA	3Pct	FT	FTA	%	O	D	T	Avg	PF	FO	A	T	BS	ST	TP	Avg
2005-06	7	2	155	21.1	17	48	.354	14	40	.350	6	8	.750	6	19	25	3.6	18	0	3	4	5	1	54	7.7
2004-05	15	9	355	23.7	51	117	.436	30	71	.423	10	14	.714	25	48	73	4.9	46	3	17	18	9	3	142	9.5
<b>TOTALS</b>	<b>22</b>	<b>11</b>	<b>510</b>	<b>23.2</b>	<b>68</b>	<b>165</b>	<b>.412</b>	<b>44</b>	<b>111</b>	<b>.396</b>	<b>16</b>	<b>22</b>	<b>.727</b>	<b>31</b>	<b>67</b>	<b>98</b>	<b>4.5</b>	<b>64</b>	<b>3</b>	<b>20</b>	<b>22</b>	<b>14</b>	<b>4</b>	<b>196</b>	<b>8.9</b>

**Big 12 Post-Season Statistics**

Year	GP	GS	Min	Avg	FG	FGA	Pct	3FG	3FGA	3Pct	FT	FTA	%	O	D	T	Avg	PF	FO	A	T	BS	ST	TP	Avg
2004-05	2	2	52	26.0	7	16	.438	4	11	.364	5	6	.833	3	10	13	6.5	5	0	1	2	0	0	23	11.5



**#5 Jayson Obazuaye**  
**6-2 • 205 • Senior • Guard**  
**San Jose, Calif./Andrew Hill HS**  
 Double majoring in ethnic studies and sociology

- Starter 15 of 18 games
- Sixth in team scoring averaging 7.5 points and fifth in rebounding 4.1
- Fourth in team rebounding (73)
- Has played 104 career games with a team-best 62 starts over four years

- Has started 62 of the last 68 games ... Ranks 31st in minutes played (1,865) ... - Netted career-high 19 points against Mercer (Dec.22)
- Three times has scored 13 points against at TCU (Dec. 20), UC Irvine (Dec. 17) and Cal Poly (Dec. 3).

**2004-05:** Played in all 30 games with 29 starts ... Averaged 8.9 points, 3.0 rebounds, 1.8 assists

- Ranked third in assists (53)
- Career-best 18 points with seven field goals made against Oklahoma State (March 11) in Big 12 Tournament
- Regular season high 16 points at Missouri (Feb. 22) and 15 points against Kansas State (Feb. 26) that included a career-high seven field goals made ... Season-best five assists against Oklahoma State ... Averaged 8.1 points and 3.0 rebounds in 16 Big 12 games

**Game-by-Game Stats**

Game	GS	Min	FGs	3FGs	FTs	O-D-Reb	Pf	A	To	BL	ST	Pts
UNC WILMINGTON	*	31	5-10	0-2	2-6	2-5-7	2	3	5	1	2	12
at Colorado State	*	24	3-9	0-1	1-2	2-3-5	5	3	2	0	2	7
vs. Saint Mary's	*	14	1-5	0-0	1-2	1-3-4	2	0	3	0	0	3
at Penn	*	31	2-9	0-1	0-0	2-7-9	2	2	2	0	0	4
CAL POLY	*	25	6-8	0-0	1-3	3-1-4	0	1	0	1	1	13
UTAH	*	14	1-6	0-0	0-2	2-1-3	0	0	0	0	0	2
UC IRVINE	*	23	6-9	1-2	0-0	1-3-4	5	4	1	0	2	13
at TCU	*	23	6-8	0-0	1-2	2-5-7	2	2	2	0	0	13
MERCER	*	18	9-11	0-1	1-4	0-4-4	0	3	0	1	0	19
DARTMOUTH	*	20	3-5	0-0	3-4	1-2-3	2	2	3	1	2	9
SAVANNAH STATE	*	15	7-10	0-0	1-1	3-1-4	0	2	1	0	0	15
at Texas	*	18	1-5	1-2	1-2	2-2-4	2	2	1	0	0	4
KANSAS	*	21	1-4	0-0	1-2	1-1-2	3	0	1	0	2	3
at Missouri	-	11	1-2	0-0	1-2	1-0-1	0	1	1	0	0	3
BAYLOR	-	7	2-3	0-0	1-3	2-2-4	0	0	0	0	0	5
at Oklahoma State	*	12	0-2	0-0	0-0	2-2-4	0	1	2	0	1	0
NEBRASKA	*	11	3-4	0-0	2-4	0-2-2	0	0	0	0	0	8
KANSAS STATE	-	9	0-0	0-0	2-2	0-2-2	2	1	1	0	0	2

**Career Statistics**

Year	GP	GS	Min	Avg.	FG	FGA	Pct	3FG	3FGA	3Pct	FT	FTA	%	O	D	T	Avg.	PF	FO	A	T	BS	ST	TP	Avg.
2005-06	18	15	327	18.2	57	110	.518	2	9	.222	19	41	.517	27	46	73	4.1	27	2	27	24	4	12	135	7.5
2004-05	30	29	741	24.7	103	252	.409	12	35	.343	49	110	.445	35	55	90	3.0	48	2	55	45	6	11	267	8.9
2003-04	29	17	511	17.6	64	151	.424	5	19	.263	26	53	.491	23	37	60	2.1	43	0	43	41	0	10	159	5.5
2002-03	27	1	286	10.6	32	77	.416	1	12	.083	14	32	.438	8	19	27	1.0	27	0	14	34	6	8	79	2.9
<b>TOTALS</b>	<b>104</b>	<b>62</b>	<b>1865</b>	<b>17.9</b>	<b>256</b>	<b>590</b>	<b>.434</b>	<b>20</b>	<b>75</b>	<b>.267</b>	<b>108</b>	<b>236</b>	<b>.458</b>	<b>93</b>	<b>157</b>	<b>250</b>	<b>2.4</b>	<b>145</b>	<b>4</b>	<b>139</b>	<b>145</b>	<b>16</b>	<b>41</b>	<b>638</b>	<b>6.1</b>

**Big 12 Conference Statistics**

Year	GP	GS	Min	Avg.	FG	FGA	Pct	3FG	3FGA	3Pct	FT	FTA	%	O	D	T	Avg.	PF	FO	A	T	BS	ST	TP	Avg.
2005-06	7	4	89	12.7	8	20	.400	1	2	.500	8	15	.533	8	11	19	2.7	7	0	5	6	0	3	25	3.6
2004-05	16	16	387	24.2	53	129	.411	4	13	.308	19	47	.404	21	27	48	3.0	28	1	25	25	1	7	129	8.1
2003-04	16	14	306	19.1	36	93	.387	0	5	.000	12	26	.462	12	24	36	2.3	30	0	31	28	0	4	84	5.3
2002-03	14	1	152	10.9	16	40	.400	0	3	.000	6	18	.333	6	13	19	1.4	14	0	9	21	2	5	38	2.7
<b>TOTALS</b>	<b>53</b>	<b>35</b>	<b>932</b>	<b>17.6</b>	<b>113</b>	<b>282</b>	<b>.401</b>	<b>5</b>	<b>23</b>	<b>.217</b>	<b>45</b>	<b>106</b>	<b>.425</b>	<b>47</b>	<b>75</b>	<b>122</b>	<b>2.3</b>	<b>79</b>	<b>1</b>	<b>70</b>	<b>80</b>	<b>3</b>	<b>19</b>	<b>274</b>	<b>5.2</b>

**Big 12 Post-Season Statistics**

Year	GP	GS	Min	Avg.	FG	FGA	Pct	3FG	3FGA	3Pct	FT	FTA	%	O	D	T	Avg.	PF	FO	A	T	BS	ST	TP	Avg.			
2004-05	2	2	44	22.0	8	17	.471	0	1	.000	4	9	.444	1	3	4	2.0	5	0	5	2	0	1	20	10.0			
2003-04	1	0	17	17.0	3	6	.500	0	0	.000	0	0	.000	0	0	0	0.0	1	0	1	1	0	0	6	6.0			
2002-03	did not play - illness																											
<b>TOTALS</b>	<b>3</b>	<b>2</b>	<b>61</b>	<b>20.3</b>	<b>11</b>	<b>23</b>	<b>.478</b>	<b>0</b>	<b>1</b>	<b>.000</b>	<b>4</b>	<b>9</b>	<b>.444</b>	<b>1</b>	<b>3</b>	<b>4</b>	<b>1.3</b>	<b>6</b>	<b>0</b>	<b>6</b>	<b>3</b>	<b>0</b>	<b>1</b>	<b>26</b>	<b>8.6</b>			

**Points**

Season	19	Mercer	12/22/05
Career	19	Mercer	12/22/05
Big 12	18	Oklahoma State	3/11/05

**Field Goals**

Season	9	Mercer	12/22/05
Career	9	Mercer	12/22/05
Big 12	7	twice	

**Field Goal Attempts**

Season	11	Mercer	12/22/05
Career	14	at Iowa State	1/22/05
Big 12	14	at Iowa State	1/22/05

**Three-Point Field Goals**

Season	1	two times	
Career	3	at Oregon State	12/4/04
Big 12	2	at Missouri	2/22/05

**Three-Point Attempts**

Season	2	three times	
Career	4	twice	
Big 12	2	four times	

**Free Throws**

Season	3	Dartmouth	12/31/05
Career	6	twice	
Big 12	4	twice	

**Free Throw Attempts**

Season	6	UNC Wilmington	11/18/05
Career	11	Northwestern	11/28/04
Big 12	10	at Missouri	2/22/05

**Offensive Rebounds**

Season	3	twice	
Career	4	at Iowa State	1/22/05
Big 12	4	at Iowa State	1/22/05

**Defensive Rebounds**

Season	5	twice	
Career	5	College of Charleston	11/15/04
Big 12	4	three times	

**Rebounds**

Season	9	at Penn	11/29/05
Career	7	UNC Wilmington	11/18/05
Big 12	6	twice	

**Assists**

Season	4	UC Irvine	12/17/05
Career	5	twice	
Big 12	5	twice	

**Blocked Shots**

Season	1	three times	
Career	2	three times	
Big 12	1	three times	

**Steals**

Season	2	five times	
Career	2	eight times	
Big 12	2	three times	

**Minutes Played**

Season	31	twice	
Career	39	at Iowa State	1/22/05
Big 12	39	at Iowa State	1/22/05



### #10 Scott Senger

6-7 • 230 • Senior • Forward

Louisville, Colo./Monarch HS

Majoring in business ... 2003-04 All-Big 12

academic first ... Dean's List 2001

- Seen action in 11 of 18 games
- Has 24 points (2.0 ppg.) and 25 rebounds (2.1 rpg.)
- Grabbed a career-best five rebounds (four offensive) against Mercer (Dec. 22) and Saint Mary's

(Nov. 26)

- Season-best eight points with career-high 15 minutes played against Mercer (Dec. 22)
- Also added career-high in assists (3) and steals (3) against the Bears ...
- Hauled down another five rebounds versus UC Irvine (Dec. 17) and scored four points against UC Irvine
- Made his first career free throws (two) against the Anteaters
- Returns for his fourth year
- Three-year letterwinner
- One of six seniors returning who has played in the CU system the last three years
- Provides depth, strength and game experience in a reserve role
- Sister, Lindsay, a CU junior, plays on the women's golf team.

#### Game-by-Game Stats

Game	GS	Min	FGs	3FGs	FTs	O-D-Reb	Pf	A	To	BL	ST	Pts
UNC WILMINGTON	-	2	0-0	0-0	0-0	0-0-0	0	0	0	0	1	0
at Colorado State	did not play											
vs. Saint Mary's	-	10	2-3	0-0	0-0	4-1-5	0	0	0	0	0	4
at Penn	-	8	0-0	0-0	0-0	0-2-2	1	0	0	0	1	0
CAL POLY	-	3	0-1	0-0	0-0	0-0-0	0	0	1	0	0	0
UTAH	-	2	0-0	0-0	0-0	1-0-1	0	0	1	0	0	0
UC IRVINE	-	6	1-4	0-0	2-2	3-2-5	0	1	1	0	0	4
at TCU	-	6	0-0	0-0	2-2	0-1-1	1	1	1	0	0	2
MERCER	-	15	3-4	0-0	2-2	4-1-5	1	3	1	3	3	8
DARTMOUTH	-	8	1-2	0-0	1-2	2-1-3	0	1	0	1	0	3
SAVANNAH STATE	-	11	1-4	0-0	1-4	1-1-2	1	1	1	1	0	3
at Texas	-	1	0-0	0-0	0-0	0-1-1	0	0	0	0	0	0
KANSAS	did not play											
at Missouri	did not play											
BAYLOR	-	1	0-0	0-0	0-0	0-0-0	0	0	1	0	0	0
at Oklahoma State	did not play											
NEBRASKA	did not play											
KANSAS STATE	did not play											

#### Career Statistics

Year	GP	GS	Min	Avg.	FG	FGA	Pct	3FG	3FGA	3Pct	FT	FTA	%	O	D	T	Avg.	PF	FO	A	T	BS	ST	TP	Avg.
2005-06	12	0	73	6.1	8	18	.444	0	0	.000	8	12	.667	15	10	25	2.3	4	0	7	7	5	5	24	2.0
2004-05	14	0	47	3.4	3	6	.500	0	0	.000	0	0	.000	3	5	8	0.6	5	0	1	0	0	3	6	0.4
2003-04	17	0	103	6.1	15	27	.556	0	2	.000	0	3	.000	10	10	20	1.2	13	0	2	2	0	4	30	1.8
2002-03	4	0	5	1.3	2	4	.500	0	1	.000	0	0	.000	0	1	1	0.3	1	0	0	0	0	0	4	1.0
<b>TOTALS</b>	<b>47</b>	<b>0</b>	<b>228</b>	<b>4.9</b>	<b>28</b>	<b>55</b>	<b>.509</b>	<b>0</b>	<b>3</b>	<b>.000</b>	<b>8</b>	<b>15</b>	<b>.533</b>	<b>28</b>	<b>26</b>	<b>54</b>	<b>1.2</b>	<b>23</b>	<b>0</b>	<b>10</b>	<b>9</b>	<b>5</b>	<b>12</b>	<b>64</b>	<b>1.4</b>

#### Big 12 Conference Statistics

Year	GP	GS	Min	Avg.	FG	FGA	Pct	3FG	3FGA	3Pct	FT	FTA	%	O	D	T	Avg.	PF	FO	A	T	BS	ST	TP	Avg.
2005-06	2	0	2	1.0	0	0	.000	0	0	.000	0	0	.000	0	1	1	1.0	0	0	0	1	0	0	0	0.0
2004-05	7	0	26	3.7	1	2	.500	0	0	.000	0	0	.000	1	3	4	0.6	1	0	0	0	0	2	2	0.3
2003-04	9	0	43	4.8	5	11	.455	0	1	.000	0	1	.000	1	5	6	0.7	4	0	1	0	0	3	10	1.1
2002-03	2	0	3	1.5	1	1	1.000	0	0	.000	0	0	.000	0	0	0	0.0	0	0	0	0	0	0	2	1.0
<b>TOTALS</b>	<b>20</b>	<b>0</b>	<b>74</b>	<b>3.7</b>	<b>7</b>	<b>14</b>	<b>.500</b>	<b>0</b>	<b>1</b>	<b>.000</b>	<b>0</b>	<b>1</b>	<b>.000</b>	<b>2</b>	<b>9</b>	<b>11</b>	<b>0.6</b>	<b>5</b>	<b>0</b>	<b>1</b>	<b>1</b>	<b>0</b>	<b>5</b>	<b>14</b>	<b>0.7</b>

#### Big 12 Post-Season Statistics

Year	GP	GS	Min	Avg.	FG	FGA	Pct	3FG	3FGA	3Pct	FT	FTA	%	O	D	T	Avg.	PF	FO	A	T	BS	ST	TP	Avg.
2004-05	1	0	1	1.0	0	0	.000	0	0	.000	0	0	.000	0	0	0	0.0	1	0	0	0	0	0	0	0

#### Senger's Season/Career Highs

Points	Season	8	Mercer	12/22/05
Career	12	Northern Colorado	1/10/04	
Big 12	6	at Missouri	2/10/04	
Field Goals	Season	3	Mercer	12/22/05
Career	6	Northern Colorado	1/10/04	
Big 12	3	at Missouri	2/10/04	
Field Goal Attempts	Season	4	three times	
Career	8	Northern Colorado	1/10/04	
Big 12	6	at Missouri	2/10/04	
Three-Point Attempts	Season	-		
Career	1	twice		
Big 12	1	at Missouri	2/10/04	
Free Throws	Season	2	three times	
Career	2	UC Irvine	12/17/05	
Big 12	-			
Free Throw Attempts	Season	4	Savannah State	1/3/06
Career	2	four times		
Big 12	1	at Kansas	1/25/04	
Offensive Rebounds	Season	4	twice	
Career	4	three times		
Big 12	3	at Missouri	2/10/04	
Defensive Rebounds	Season	2	twice	
Career	2	six times		
Big 12	2	three times		
Rebounds	Season	5	three times	
Career	5	four times		
Big 12	3	at Missouri	2/22/05	
Assists	Season	3	Mercer	12/22/05
Career	3	Mercer	12/22/05	
Big 12	1	at Kansas	1/25/04	
Blocks	Season	3	Mercer	12/22/05
Career	3	Mercer	12/22/05	
Big 12	-			
Steals	Season	3	Mercer	12/22/05
Career	3	Mercer	12/22/05	
Big 12	1	three times		
Minutes Played	Season	15	Mercer	12/22/05
Career	15	Mercer	12/22/05	
Big 12	14	at Missouri	2/22/05	



## #11 Dominique Coleman

6-3 • 170

Junior-Transfer • Guard

Oakland, Calif.

Key West HS/Hillsborough JC (Fla.)

Intended college major is psychology ... Also interested in communication.

- Started the first two games of the season, has come off the bench in the last 16 games

- Averaging 17.4 minutes a game with 5.7 points,

3.0 rebounds and 2.4 assists per game

- Third on the team in assists (44)

- Scored a key 11 points off the bench with two 3-pointers in road win at Missouri (Jan. 14)

- Was also 4-of-6 from the field with three offensive rebounds and a season-best six assists against the Tigers

- Contrinuted 11 points, six rebounds and seven assists off the bench against Nebraska

### Coleman's Season/Career Highs

Points			
Season	14	UNC Wilmington	11/18/05
Big 12	11	at Missouri	1/14/06
Field Goals			
Season	5	twice	
Big 12	4	at Missouri	1/14/06
Field Goal Attempts			
Season	10	twice	
Big 12	6	twice	
Free Throws			
Season	5	Nebraska	1/25/06
Big 12	5	Nebraska	1/25/06
Free Throw Attempts			
Season	9	Nebraska	1/25/06
Big 12	9	Nebraska	1/25/06
Offensive Rebounds			
Season	3	three times	
Big 12	3	twice	
Defensive Rebounds			
Season	5	twice	
Big 12	4	Baylor	1/18/06
Rebounds			
Season	7	UNC Wilmington	11/18/05
Big 12	6	Nebraska	1/25/06
Three-Point Field Goals			
Season	2	at Missouri	1/14/06
Big 12	2	at Missouri	1/14/06
Three-Point Attempts			
Season	3	twice	
Big 12	3	at Missouri	1/14/06
Assists			
Season	7	twice	
Big 12	7	twice	
Blocked Shots			
Season	1	three times	
Big 12	1	twice	
Steals			
Season	4	Savannah State	1/03/06
Big 12	2	Nebraska	1/25/06
Minutes Played			
Season	28	UNC Wilmington	11/18/05
Big 12	25	twice	

### Game-by-Game Stats


Game	GS	Min	FGs	3FGs	FTs	O-D-Reb	Pf	A	To	BL	ST	Pts
UNC WILMINGTON	*	28	3-10	0-2	2-2	2-5-7	3	4	4	0	3	7
at Colorado State	*	14	2-4	1-1	0-0	2-0-2	2	3	4	0	0	5
vs. Saint Mary's	-	25	5-10	0-1	0-1	0-4-4	3	2	3	0	2	10
at Penn	-	17	3-4	0-0	0-1	0-4-4	0	1	1	0	1	6
CAL POLY	-	20	2-7	0-3	1-1	1-2-3	1	4	2	0	3	5
UTAH	-	13	1-3	0-2	0-1	0-1-1	3	2	0	0	1	2
UC IRVINE	-	21	5-6	0-1	3-4	1-5-6	0	3	2	0	2	13
at TCU	-	15	1-5	0-2	0-0	3-2-5	3	0	2	0	2	2
MERCER	-	12	2-4	1-2	1-2	0-1-1	0	5	1	0	3	6
DARTMOUTH	-	15	0-1	0-1	0-0	0-3-3	1	1	2	1	1	0
SAVANNAH STATE	-	14	4-4	1-1	1-3	0-0-0	3	1	1	0	4	10
at Texas	-	15	1-5	0-1	0-0	1-0-1	1	0	1	0	0	2
KANSAS	-	5	0-0	0-0	0-0	1-1-2	2	0	0	0	0	0
at Missouri	-	24	4-6	2-3	1-1	3-0-3	0	6	2	0	1	11
BAYLOR	-	25	2-6	0-1	1-2	1-4-5	1	7	0	1	1	5
at Oklahoma State	-	7	1-3	1-3	0-0	0-0-0	2	3	0	2	0	3
NEBRASKA	-	25	3-5	0-1	5-9	3-3-6	1	7	4	1	2	11
KANSASSTATE	-	18	2-4	0-0	1-2	2-1-3	1	0	3	0	0	5

### 2005-06 Statistics

Year	GP	GS	Min	Avg	FG	FGA	Pct	3FG	3FGA	3Pct	FT	FTA	Pct	O	D	T	Avg	PF	FO	A	T	BS	ST	TP	Avg
2005-06	18	2	313	17.4	41	87	.471	6	25	.240	15	29	.517	20	34	54	3.0	25	0	44	32	3	25	103	5.7

### Big 12 Conference Statistics

Year	GP	GS	Min	Avg	FG	FGA	Pct	3FG	3FGA	3Pct	FT	FTA	Pct	O	D	T	Avg	PF	FO	A	T	BS	ST	TP	Avg
2005-06	7	0	119	17.0	13	29	.448	3	9	.333	8	14	.571	11	9	20	2.9	8	0	20	12	2	4	37	5.3



**#12 Martane Freeman**

6-7 • 200 • Senior • Forward

Kansas City, Mo./Northeast HS/Penn Valley JC [KC]

Majoring in sociology

- Made his first collegiate start at Missouri (Jan. 14) scoring four points, four rebounds
- Also started against Baylor (Jan. 18) and Kansas State (Jan. 28)
- in three starts averages 6.0 ppg., 3.3 rpg.
- Averaging 8.3 points and 3.3 rebounds

- Averaging 16.8 minutes
- Fifth in team scoring (150 points)
- 35-of-49 from the charity stripe (.714)
- Scored a team-high and career-best 20 points at Texas (Jan. 7) with a personal-high eight field goals and six offensive rebounds
- Grabbed a career Big 12 best eight rebounds against the Longhorns
- Came off the bench to net a team-high 17 points with career-best nine rebounds against Dartmouth (Dec. 31)

**Freeman's Season/Career Highs**

<b>Points</b>			
Season	20	at Texas	1/7/06
Career	20	at Texas	1/7/06
Big 12	20	at Texas	1/7/06
<b>Field Goals</b>			
Season	8	at Texas	1/7/06
Career	8	at Texas	1/7/06
Big 12	8	at Texas	1/7/06
<b>Field Goal Attempts</b>			
Season	14	at Texas	1/7/06
Career	14	at Texas	1/7/06
Big 12	14	at Texas	1/7/06
<b>Three-Point Field Goals</b>			
Season	2	twice	
Career	2	four times	
Big 12	1	four times	
<b>Three-Point Attempts</b>			
Season	4	UC Irvine	12/17/05
Career	3	four times	
Big 12	3	twice	
<b>Free Throws</b>			
Season	5	three times	
Career	5	three times	
Big 12	5	Kansas State	1/28/06
<b>Free Throw Attempts</b>			
Season	7	Kansas State	1/28/06
Career	7	Kansas State	1/28/06
Big 12	7	Kansas State	1/28/06
<b>Offensive Rebounds</b>			
Season	6	at Texas	1/7/06
Career	6	at Texas	1/7/06
Big 12	6	at Texas	1/7/06
<b>Defensive Rebounds</b>			
Season	5	Dartmouth	12/31/05
Career	5	Dartmouth	12/31/05
Big 12	3	at Texas Tech	2/2/05
<b>Rebounds</b>			
Season	9	Dartmouth	12/31/05
Career	9	Dartmouth	12/31/05
Big 12	8	at Texas	1/7/06
<b>Assists</b>			
Season	4	twice	
Career	4	twice	
Big 12	4	Kansas State	1/28/06
<b>Blocked Shots</b>			
Season	2	twice	
Career	2	twice	
Big 12	1	Nebraska	1/12/05
<b>Steals</b>			
Season	3	three times	
Career	3	three times	
Big 12	2	five times	
<b>Minutes Played</b>			
Season	27	at Texas	1/7/06
Career	27	at Texas	1/7/06
Big 12	27	at Texas	1/7/06

**Game-by-Game Stats**

Game	GS	Min	FGs	3FGs	FTs	O-D-Reb	Pf	A	To	BL	ST	Pts
UNC WILMINGTON	-	2	0-0	0-0	0-0	0-0-0	0	0	0	0	0	0
at Colorado State	-	24	6-8	0-1	5-6	1-1-2	3	2	0	1	3	17
vs. Saint Mary's	-	13	1-4	0-1	0-0	0-0-0	2	2	1	0	2	2
at Penn	-	14	2-4	0-0	4-6	2-0-2	4	1	3	0	0	8
CAL POLY	-	11	2-2	0-0	2-2	3-0-3	2	1	0	0	0	6
UTAH	-	20	3-7	0-3	1-2	3-2-5	2	1	2	0	3	7
UC IRVINE	-	24	5-7	2-4	5-6	0-1-1	3	1	2	0	3	17
at TCU	-	7	0-2	0-2	0-0	0-0-0	0	0	1	0	0	0
MERCER	-	17	4-7	2-2	2-4	2-1-3	1	0	1	2	0	12
DARTMOUTH	-	18	7-9	1-1	2-2	4-5-9	2	3	0	2	0	17
SAVANNAH STATE	-	19	1-5	0-1	0-0	3-1-4	1	4	1	1	1	2
at Texas	-	27	8-14	0-3	4-5	6-2-8	3	1	1	1	2	20
KANSAS	-	19	2-5	1-2	2-5	1-2-3	3	2	2	0	2	7
at Missouri	*	14	1-2	0-0	2-2	1-1-2	4	0	0	0	0	4
BAYLOR	*	17	1-4	0-1	0-0	1-0-1	1	2	1	0	1	2
at Oklahoma State	-	14	3-5	1-1	1-2	5-1-6	0	0	0	0	0	8
NEBRASKA	-	18	4-6	1-3	0-0	3-1-4	3	1	3	0	1	9
KANSAS STATE	*	24	3-9	1-4	5-7	5-2-7	1	4	2	0	2	12

**Career Statistics**


Year	GP	GS	Min	Avg	FG	FGA	Pct	3FG	3FGA	3Pct	FT	FTA	%	O	D	T	Avg	PF	FO	A	T	BS	ST	TP	Avg
2005-06	18	3	302	16.8	53	100	.530	9	29	.310	35	49	.714	40	20	60	3.3	35	0	25	20	7	20	150	8.3
2004-05	26	0	220	8.5	20	60	.333	4	19	.211	18	30	.600	18	21	39	1.5	34	1	14	16	4	12	62	2.4
<b>TOTALS</b>	<b>44</b>	<b>3</b>	<b>522</b>	<b>11.8</b>	<b>73</b>	<b>161</b>	<b>.453</b>	<b>13</b>	<b>48</b>	<b>.271</b>	<b>53</b>	<b>79</b>	<b>.671</b>	<b>58</b>	<b>41</b>	<b>99</b>	<b>2.3</b>	<b>69</b>	<b>1</b>	<b>39</b>	<b>36</b>	<b>11</b>	<b>32</b>	<b>212</b>	<b>4.8</b>

**Big 12 Conference Statistics**

Year	GP	GS	Min	Avg	FG	FGA	Pct	3FG	3FGA	3Pct	FT	FTA	%	O	D	T	Avg	PF	FO	A	T	BS	ST	TP	Avg
2005-06	7	3	133	19.0	22	45	.489	5	14	.286	14	21	.667	22	9	31	4.4	15	0	10	9	1	8	62	8.9
2004-05	13	0	107	8.2	10	32	.313	3	9	.333	9	15	.600	13	9	22	1.7	16	1	8	6	1	7	32	2.5
<b>TOTALS</b>	<b>20</b>	<b>3</b>	<b>240</b>	<b>12.0</b>	<b>32</b>	<b>77</b>	<b>.416</b>	<b>8</b>	<b>23</b>	<b>.348</b>	<b>23</b>	<b>36</b>	<b>.639</b>	<b>35</b>	<b>18</b>	<b>53</b>	<b>2.7</b>	<b>31</b>	<b>1</b>	<b>18</b>	<b>15</b>	<b>2</b>	<b>15</b>	<b>94</b>	<b>4.7</b>

**Big 12 Post-Season Statistics**

Year	GP	GS	Min	Avg	FG	FGA	Pct	3FG	3FGA	3Pct	FT	FTA	%	O	D	T	Avg	PF	FO	A	T	BS	ST	TP	Avg
2004-05	2	0	25	12.5	4	7	.571	0	1	.000	2	5	.400	3	4	7	3.5	6	0	1	1	0	0	10	5.0



**#15 Chris Copeland**  
**6-8 • 235 • Senior • Forward**  
**Richmond, Va./Hermitage HS**  
 Majoring in psychology

- Second in team scoring (12.9 ppg.) and third in rebounding (4.9)
- Team leader in blocks (24), third overall in 3-pointers made (30), fifth in steals (15)
- Recorded 11 or more points in 12 of 18 games
- Making over .500 percent of his shots from the field (83-of-161, .516)

- One of two players to have started all 18 games (Roby)
- Made winning 3-point shot at Mizzou (Jan. 14) with two tenths of a second remaining
- Seven field goals on three occasions at Colorado State (Nov. 21), at Penn (Nov. 29) and versus Kansas
- Owns three of CU's seven 20+ scoring games against UNC Wilmington (Nov. 18), at Penn (Nov. 29) and versus Kansas (Jan. 11)
- 101 career games with 32 starts ... Ranks 43rd all-time in rebounding list (361)
- Top returning shot blocker (80) in four seasons; ranks 9th overall in career blocked shots

**Game-by-Game Stats**

Game	GS	Min	FGs	3FGs	FTs	O-D-Reb	Pf	A	To	BL	ST	Pts
UNC WILMINGTON	*	28	5-6	2-3	8-9	2-3-5	2	0	4	2	1	20
at Colorado State	*	31	7-12	1-3	1-4	2-3-5	1	2	0	0	1	16
vs. Saint Mary's	*	23	4-7	1-2	0-0	2-4-6	3	1	2	0	1	9
at Penn	*	25	7-11	2-4	4-4	2-5-7	4	0	3	0	3	20
CAL POLY	*	23	4-9	0-3	4-9	3-2-5	2	1	0	1	2	12
UTAH	*	31	5-15	3-9	3-3	2-6-8	3	4	2	2	1	16
UC IRVINE	*	16	2-6	1-3	0-0	0-4-4	3	0	0	1	0	5
at TCU	*	24	6-11	2-5	0-1	0-4-4	3	1	1	1	1	14
MERCER	*	10	4-4	1-1	0-0	1-6-7	1	0	0	1	0	9
DARTMOUTH	*	12	4-7	1-1	2-2	1-2-3	3	0	3	0	0	11
SAVANNAH STATE	*	16	3-4	1-2	6-7	1-2-3	1	3	0	3	2	13
at Texas	*	16	3-8	0-1	0-0	1-1-2	2	0	2	1	0	6
KANSAS	*	31	8-12	4-6	2-4	1-3-4	2	1	1	2	0	22
at Missouri	*	29	6-12	3-6	0-1	2-2-4	2	0	4	1	1	15
BAYLOR	*	29	5-8	4-5	3-4	1-7-8	1	0	1	2	0	17
at Oklahoma State	*	25	2-9	0-6	1-2	1-0-1	2	2	0	1	1	5
NEBRASKA	*	22	2-8	1-6	1-3	0-5-5	2	3	2	2	1	6
KANSAS STATE	*	30	6-12	3-6	2-2	3-4-7	1	3	1	4	0	17

**Career Statistics**

Year	GP	GS	Min	Avg.	FG	FGA	Pct	3FG	3FGA	3Pct	FT	FTA	%	O	D	T	Avg.	Pf	FO	A	T	BS	ST	TP	Avg.
2005-06	18	18	421	23.4	83	161	.516	30	72	.417	37	55	.673	25	63	88	4.9	38	0	21	26	24	15	233	12.9
2004-05	29	14	730	25.2	116	259	.448	51	136	.375	57	70	.814	48	113	161	5.6	82	3	43	54	36	10	340	11.7
2003-04	28	0	257	9.2	25	66	.379	11	28	.393	19	32	.594	21	49	70	2.5	48	2	14	21	13	7	80	2.9
2002-03	26	0	199	7.7	23	61	.377	5	20	.250	15	26	.577	15	27	42	1.6	25	0	8	19	7	2	66	2.5
<b>TOTALS</b>	<b>101</b>	<b>32</b>	<b>1607</b>	<b>15.9</b>	<b>247</b>	<b>547</b>	<b>.452</b>	<b>97</b>	<b>256</b>	<b>.379</b>	<b>128</b>	<b>183</b>	<b>.700</b>	<b>109</b>	<b>252</b>	<b>361</b>	<b>3.6</b>	<b>193</b>	<b>5</b>	<b>86</b>	<b>120</b>	<b>80</b>	<b>34</b>	<b>719</b>	<b>7.1</b>

**Big 12 Statistics**

Year	GP	GS	Min	Avg.	FG	FGA	Pct	3FG	3FGA	3Pct	FT	FTA	%	O	D	T	Avg.	Pf	FO	A	T	BS	ST	TP	Avg.
2005-06	7	7	182	26.0	32	69	.464	15	36	.417	9	16	.563	9	22	31	4.4	12	0	9	11	13	3	88	12.6
2004-05	15	5	404	26.9	54	155	.375	25	82	.305	36	44	.818	28	66	94	6.3	40	3	26	25	20	4	169	11.3
2003-04	16	0	154	9.6	15	38	.395	5	13	.385	16	26	.615	18	33	51	3.2	28	1	9	16	7	4	51	3.2
2002-03	14	0	128	9.1	16	40	.400	4	15	.267	10	19	.526	8	21	29	2.1	19	0	5	8	6	2	46	3.3
<b>TOTAL</b>	<b>52</b>	<b>12</b>	<b>868</b>	<b>16.7</b>	<b>117</b>	<b>302</b>	<b>.387</b>	<b>49</b>	<b>146</b>	<b>.336</b>	<b>71</b>	<b>105</b>	<b>.676</b>	<b>63</b>	<b>142</b>	<b>205</b>	<b>3.9</b>	<b>99</b>	<b>4</b>	<b>49</b>	<b>60</b>	<b>46</b>	<b>13</b>	<b>354</b>	<b>6.8</b>

**Big 12 Post-Season Statistics**

Year	GP	GS	Min	Avg.	FG	FGA	Pct	3FG	3FGA	3Pct	FT	FTA	%	O	D	T	Avg.	Pf	FO	A	T	BS	ST	TP	Avg.
2004-05	2	0	36	18.0	4	11	.364	3	8	.375	1	2	.500	1	3	4	2.0	8	0	2	4	0	0	12	6.0
2003-04	1	0	13	13.0	1	2	.500	1	1	1.000	0	2	0.000	0	2	2	2.0	2	0	1	0	1	0	3	3.0
2002-03	2	0	16	8.0	1	2	.500	0	0	.000	2	2	1.000	1	1	2	1.0	2	0	0	0	0	0	4	2.0
<b>TOTALS</b>	<b>5</b>	<b>0</b>	<b>65</b>	<b>13.0</b>	<b>6</b>	<b>15</b>	<b>.400</b>	<b>4</b>	<b>9</b>	<b>.444</b>	<b>3</b>	<b>6</b>	<b>.500</b>	<b>2</b>	<b>6</b>	<b>8</b>	<b>1.6</b>	<b>1</b>	<b>20</b>	<b>3</b>	<b>4</b>	<b>1</b>	<b>0</b>	<b>19</b>	<b>3.8</b>

**Points**

Season	22	Kansas	1/11/06
Career	25	at Richmond	1/04/05
Big 12	22	three times	

**Field Goals**

Season	8	three times	
Career	10	at Richmond	1/04/05
Big 12	8	Kansas	1/11/06

**Field Goal Attempts**

Season	15	Utah	12/7/05
Career	18	Kansas	1/15/05
Big 12	18	Kansas	1/15/05

**Three-Point Field Goals**

Season	4	twice	
Career	4	five times	
Big 12	4	four times	

**Three-Point Attempts**

Season	9	Utah	12/7/05
Career	9	Utah	12/7/05
Big 12	8	twice	

**Free Throws**

Season	8	UNC Wilmington	11/18/05
Career	8	twice	
Big 12	8	Nebraska	1/12/05

**Free Throw Attempts**

Season	9	twice	
Career	9	twice	
Big 12	9	Nebraska	1/12/05

**Offensive Rebounds**

Season	3	twice	
Career	5	three times	
Big 12	5	twice	

**Defensive Rebounds**

Season	7	Baylor	1/18/06
Career	11	Nebraska	1/12/05
Big 12	11	Nebraska	1/12/05

**Rebounds**

Season	8	twice	
Career	14	Nebraska	1/12/05
Big 12	14	Nebraska	1/12/05

**Assists**

Season	4	Utah	12/7/05
Career	5	Iowa State	3/5/05
Big 12	5	Iowa State	3/5/05

**Blocked Shots**

Season	4	Kansas State	1/28/06
Career	4	Kansas State	1/28/06
Big 12	4	Kansas State	1/28/06

**Steals**

Season	3	at Penn	11/29/05
Career	3	at Penn	11/29/05
Big 12	2	at Kansas	1/25/04

**Minutes Played**

Season	31	three times	
Career	36	Kansas	1/15/05
Big 12	36	Kansas	1/15/05



**#21 Marcus Hall**

**6-1 • 180 • Junior • Guard**

**Houston, Texas/Jersey Village HS**

An open-option major in Colorado's College of Arts and Sciences ... Interested in business management

- CU leader in assists (75)
- Averaging 4.2 assists
- Averaging 24.8 minutes with 8.8 points, 1.8 rebounds
- Eight of 18 games in scoring double digits
- Led CU in assists eight times
- Nicknamed Marcus "Lets Make a Deal" Hall by Fox

Sports Net basketball analyst Marty Fletcher, after game show icon Monty Hall's "Lets Make a Deal" - Has played 76 games with 33 starts

- Keeps moving up the school's all-time assists list, currently 12th with 246

**2004-05:** Played in 29 games with 21 starts

- Third in team scoring (11.2 ppg) and first in assists (4.4 apg.)
- Was also third on the team in starts (21)
- Big 12 (all games) stats: Finished sixth in assists (4.34) and sixth in assist-turnover ratio (1.88); Big 12 Conference only games: fifth in assists (4.53) and fifth in assist-turnover ratio (2.00)
- Third in scoring with 11.2 ppg. and first in assists
- Second most field goals made (118); Fourth on team in treys made (38)
- Career-high 10 assists and first career double-double against South Dakota State with 11 points and 10 assists
- Career-high 29 points at Oregon State (Dec. 4); in that game scored team's last 18 points 4:22 of the first half and first basket of second half tying school record of 20 consecutive points set by Donnie Boyce at Oklahoma State, March 5, 1994

**Game-by-Game Stats**

Game	GS	Min	FGs	3FGs	FTs	O-D-Reb	Pf	A	To	BL	ST	Pts
UNC WILMINGTON	-	16	1-5	0-3	0-0	0-0-0	0	1	1	0	2	2
at Colorado State	-	29	5-8	1-2	1-1	1-2-3	4	7	4	0	4	12
vs. Saint Mary's	*	22	1-5	0-1	0-2	1-3-4	1	8	2	0	0	2
at Penn	*	28	4-8	0-1	0-0	1-1-2	2	3	2	0	2	8
CAL POLY	*	22	5-9	1-4	0-0	0-2-2	3	5	1	0	1	11
UTAH	*	32	4-9	2-5	0-0	0-3-3	1	2	1	0	0	10
UC IRVINE	*	32	5-11	2-5	2-2	1-0-1	1	5	2	0	2	14
at TCU	*	28	7-10	2-2	1-1	1-1-2	3	2	3	0	0	17
MERCER	*	10	3-5	0-2	0-0	0-0-0	1	5	0	0	1	6
DARTMOUTH	*	25	4-6	1-3	0-0	0-1-1	1	3	2	0	2	9
SAVANNAH STATE	*	12	5-6	1-1	0-1	0-0-0	0	5	0	0	5	11
at Texas	*	31	3-10	1-3	0-0	0-1-1	1	0	0	0	7	7
KANSAS	*	31	1-6	1-3	3-4	0-2-2	4	6	2	1	2	6
at Missouri	-	16	0-3	0-3	0-0	0-1-1	1	3	1	0	1	0
BAYLOR	-	18	3-9	1-4	0-0	1-0-1	2	2	0	0	0	7
at Oklahoma State	-	36	6-12	4-5	0-0	0-2-2	1	6	1	0	1	16
NEBRASKA	-	25	3-8	1-3	2-2	0-2-2	4	4	4	0	2	9
KANSAS STATE	*	34	4-9	2-4	2-4	2-3-5	1	7	2	0	1	12

**Career Statistics**

Year	GP	GS	Min	Avg	FG	FGA	Pct	3FG	3FGA	3Pct	FT	FTA	%	O	D	T	Avg	PF	FO	A	T	BS	ST	TP	Avg
2005-06	18	12	447	24.8	64	139	.460	20	54	.370	11	17	.647	8	24	32	1.8	31	0	75	29	1	26	159	8.8
2004-05	29	21	858	29.6	118	287	.411	38	122	.311	50	72	.694	13	62	75	2.6	46	1	126	67	9	29	324	11.2
2003-04	29	0	437	15.1	52	119	.437	25	64	.391	16	37	.432	6	33	39	1.3	40	0	45	29	5	15	145	5.0
<b>TOTALS</b>	<b>76</b>	<b>33</b>	<b>1742</b>	<b>22.9</b>	<b>234</b>	<b>545</b>	<b>.429</b>	<b>83</b>	<b>240</b>	<b>.346</b>	<b>77</b>	<b>126</b>	<b>.611</b>	<b>27</b>	<b>119</b>	<b>146</b>	<b>1.9</b>	<b>117</b>	<b>1</b>	<b>246</b>	<b>125</b>	<b>15</b>	<b>70</b>	<b>628</b>	<b>8.3</b>

**Big 12 Conference Statistics**

Year	GP	GS	Min	Avg	FG	FGA	Pct	3FG	3FGA	3Pct	FT	FTA	%	O	D	T	Avg	PF	FO	A	T	BS	ST	TP	Avg
2005-06	7	3	191	27.3	20	57	.351	10	25	.400	7	10	.700	3	11	14	2.0	14	0	29	11	1	7	57	8.1
2004-05	15	10	442	29.5	55	155	.355	17	70	.243	21	31	.677	8	33	41	2.7	24	1	68	34	6	11	148	9.9
2003-04	16	0	204	12.8	23	51	.451	12	30	.400	3	17	.176	2	14	16	1.0	17	0	18	15	3	4	61	3.8
<b>TOTALS</b>	<b>38</b>	<b>13</b>	<b>837</b>	<b>22.0</b>	<b>98</b>	<b>263</b>	<b>.373</b>	<b>39</b>	<b>125</b>	<b>.312</b>	<b>31</b>	<b>58</b>	<b>.534</b>	<b>13</b>	<b>58</b>	<b>66</b>	<b>1.5</b>	<b>55</b>	<b>1</b>	<b>112</b>	<b>60</b>	<b>10</b>	<b>22</b>	<b>266</b>	<b>7.0</b>

**Big 12 Post-Season Statistics**

Year	GP	GS	Min	Avg	FG	FGA	Pct	3FG	3FGA	3Pct	FT	FTA	%	O	D	T	Avg	PF	FO	A	T	BS	ST	TP	Avg
2004-05	2	2	69	34.5	7	22	.318	3	10	.300	6	9	.667	0	8	8	4.0	6	0	10	6	1	1	23	11.5
2003-04	1	0	19	19.0	5	9	.556	3	5	.600	1	1	1.00	0	3	3	3.0	1	0	2	1	0	0	14	14.0
<b>TOTALS</b>	<b>3</b>	<b>2</b>	<b>88</b>	<b>29.3</b>	<b>12</b>	<b>31</b>	<b>.387</b>	<b>6</b>	<b>15</b>	<b>.400</b>	<b>7</b>	<b>10</b>	<b>.700</b>	<b>0</b>	<b>11</b>	<b>11</b>	<b>3.7</b>	<b>7</b>	<b>0</b>	<b>12</b>	<b>7</b>	<b>1</b>	<b>1</b>	<b>37</b>	<b>12.3</b>

**Halls's Season/Career Highs**

Points	Season	17	at TCU	12/20/05
Career	29	at Oregon State	12/4/04	
Big 12	24	at Texas Tech	2/2/05	
Field Goals	Season	7	at TCU	12/20/05
Career	12	at Oregon State	12/4/04	
Big 12	9	at Texas Tech	2/2/05	
Field Goal Attempts	Season	12	at Oklahoma State	1/21/06
Career	16	twice		
Big 12	16	Texas	2/8/05	
Three-Point Field Goals	Season	4	at Oklahoma State	1/21/06
Career	5	Gardner-Webb	12/28/04	
Big 12	4	at Oklahoma State	1/21/06	
Three-Point Attempts	Season	5	three times	
Career	8	twice		
Big 12	8	twice		
Free Throws	Season	3	Kansas	1/11/06
Career	8	Colorado State	12/18/04	
Big 12	5	at Texas Tech	2/2/05	
Free Throw Attempts	Season	4	twice	
Career	8	Colorado State	12/18/04	
Big 12	6	at Texas Tech	2/2/05	
Offensive Rebounds	Season	2	Kansas State	1/28/06
Career	2	five times		
Big 12	2	four times		
Defensive Rebounds	Season	3	three times	
Career	5	Nebraska	1/12/05	
Big 12	5	Nebraska	1/12/05	
Rebounds	Season	4	St. Mary's	11/26/05
Career	6	Nebraska	1/12/05	
Big 12	6	Nebraska	1/12/05	
Assists	Season	8	St. Mary's	11/26/05
Career	10	South Dakota State	2/14/05	
Big 12	8	twice		
Blocked Shots	Season	-		
Career	2	twice		
Big 12	2	twice		
Steals	Season	5	Savannah State	01/03/06
Career	5	Savannah State	01/03/06	
Big 12	2	four times		
Minutes Played	Season	36	at Oklahoma State	1/21/06
Career	38	Texas	2/8/05	
Big 12	38	Texas	2/8/05	



## #23 Richard Roby

6-6 • 195 • Sophomore • Guard  
 San Bernardino, Calif./Lawrence Acad. [Groton, Mass.]  
 Open option major in CU's College of Arts & Sciences

*part II of Roby on page 28*

- Big 12 Co-Player of the Week (Jan. 16-22), became the first CU player ever to win back-to-back Big 12 weekly awards
- The *Sporting News* National Player of the Week (Jan. 16-22)
- Big 12 Player of the Week (Jan. 10-16); first

player to win Big 12 Player of the Week honor since David Harrison in 2003-04.

- Career-high with 33 points, FG attempts (24) at Mizzou (Jan. 14)
- Third career 30-point game vs. Nebraska (11-of-16)
- Led CU in scoring 11 times and three times on the boards
- Netted eight 20+ point games (16 career) - Career-best 33 points at Mizzou (Jan. 14) - Has led CU in scoring 27 of 48 career games
- Leads CU in scoring (18.5), steals (2.2), field goals made (119), minutes played (28.7). Tied for first in rebounding (5.2)
- Recorded first double-double of the season (third career) with 19 points, 10 rebounds versus Utah (Dec. 7)
- Has netted 10 or more points in 16 of 18 games (exception played only 11 minutes in CU's dismantling of Mercer, 117-74; AND only 15 minutes in romp of Savannah State, 116-52)
- Double-digits in 43 of 48 career games

### 2005-06

- Returns as the team leader in points per game (16.0), points scored (480), field goals made (169) and attempts (380), games played/starts (30/30), and steals (48)

### 2004-05: Named to the Big 12 All-Freshman team

- All-Big 12 honorable mention ... Big 12 (all games) stats: seventh in 3-point field goal made (2.23), seventh in 3-point field goal percentage (.374), ninth in steals (1.60), 10th in scoring (16.0), 11<sup>th</sup> in field goal percentage (.445), 14<sup>th</sup> in free throw percentage (.728); Big 12 Conference only games: second in 3-point field goals made (2.81), fifth in 3-point field goal percentage (.391), ninth in scoring (16.6), 12<sup>th</sup> in field goal percentage (.425), 11<sup>th</sup> in steals (1.38) ... Scored the most points by a CU freshman (480) ... One of five players in the conference to make seven 3-pointers in a game and only player to make seven treys, twice ... One of four players at CU to make seven treys in a game, twice ... Two double-doubles: 17 points, 10 rebounds in Big 12 Tournament upset win over Texas (Mar. 10) and 16 points, 13 rebounds in home win over Northwestern (Nov. 28) ... Led CU in scoring 16 of 30 games; eight times on the boards (one shared) ... Team leader in points (16.0), 3-pointers made (67), steals (1.6 spg.), minutes played (30.8), field goals made (169), shot attempts (380); third in team in rebounding (4.8) ... Scored in double-digits 27 of 30 games ... Second best CU freshman all-time in points average with 16.0 ppg., second only behind former great Chauncey Billups (17.9 ppg.) in 1995-96.

### More Roby vs. Oklahoma State:

- Roby shot a career-best 12 field goals made at OSU
- tied a CU record with six steals in a half (1<sup>st</sup>)
- His six steals also tied a CU conference high, a first for a CU player in the Big 12; And his six steals, tied five others as a sophomore high
- Both games during the week led all scorers (Baylor, at OSU)
- his seven rebounds against Baylor was a team-high

**Roby's Season/Career Highs**

Points			
Season	33	at Missouri	1/14/06
Career	33	at Missouri	1/14/06
Big 12	33	at Missouri	1/14/06
Field Goals			
Season	12	at Oklahoma State	1/21/06
Career	12	at Oklahoma State	1/21/06
Big 12	12	at Oklahoma State	1/21/06
Field Goal Attempts			
Season	24	at Missouri	1/14/06
Career	24	at Missouri	1/14/06
Big 12	24	at Missouri	1/14/06
Three-Point Field Goals			
Season	6	twice	
Career	7	twice	
Big 12	7	twice	
Three-Point Attempts			
Season	11	three times	
Career	12	at Texas Tech	2/2/05
Big 12	12	at Texas Tech	2/2/05
Free Throws			
Season	8	at Penn	11/29/05
Career	8	at Penn	11/29/05
Big 12	7	Texas A&M	2/19/05
Free Throw Attempts			
Season	8	at Penn	11/29/05
Career	11	Colorado State	12/18/04
Big 12	8	at Texas	1/7/06
Offensive Rebounds			
Season	4	Nebraska	1/25/06
Career	4	twice	
Big 12	4	Nebraska	1/25/06
Defensive Rebounds			
Season	7	Utah	12/7/05
Career	10	Northwestern	11/28/04
Big 12	9	Texas	2/8/05
Rebounds			
Season	10	Utah	12/7/05
Career	13	Northwestern	11/28/04
Big 12	10	Texas	3/10/05
Assists			
Season	5	at Penn	11/29/05
Career	5	twice	
Big 12	5	Iowa State	3/5/05
Blocked Shots			
Season	2	twice	
Career	3	Texas	2/8/05
Big 12	3	Texas	2/8/05
Steals			
Season	6	at Oklahoma State	1/21/06
Career	6	at Oklahoma State	1/21/06
Big 12	6	at Oklahoma State	1/21/06
Minutes Played			
Season	36	three times	
Career	38	twice	
Big 12	38	at Texas Tech	2/2/05

**Career Statistics**

Year	GP	GS	Min	Avg	FG	FGA	Pct	3FG	3FGA	3Pct	FT	FTA	Pct	O	D	T	Avg	PF	FO	A	T	BS	ST	TP	Avg
2005-06	18	18	516	28.7	119	246	.484	46	102	.451	49	70	.700	25	69	94	5.2	27	0	46	37	12	40	333	18.5
2004-05	30	30	923	30.8	169	380	.445	67	179	.374	75	103	.728	36	107	143	4.8	70	4	58	80	23	48	480	16.0
<b>TOTALS</b>	<b>48</b>	<b>48</b>	<b>1439</b>	<b>30.0</b>	<b>288</b>	<b>626</b>	<b>.460</b>	<b>113</b>	<b>281</b>	<b>.402</b>	<b>124</b>	<b>173</b>	<b>.717</b>	<b>61</b>	<b>176</b>	<b>237</b>	<b>4.9</b>	<b>97</b>	<b>4</b>	<b>104</b>	<b>117</b>	<b>35</b>	<b>88</b>	<b>813</b>	<b>16.9</b>

**Big 12 Conference Statistics**

Year	GP	GS	Min	Avg	FG	FGA	Pct	3FG	3FGA	3Pct	FT	FTA	Pct	O	D	T	Avg	PF	FO	A	T	BS	ST	TP	Avg
2005-06	7	7	225	32.1	58	121	.479	22	50	.440	20	32	.625	13	23	36	5.1	9	0	14	16	6	15	158	22.6
2004-05	16	16	494	30.0	90	212	.425	45	115	.391	41	55	.745	14	46	60	3.8	39	2	24	39	11	22	266	16.6
<b>TOTALS</b>	<b>23</b>	<b>23</b>	<b>719</b>	<b>31.3</b>	<b>148</b>	<b>333</b>	<b>.444</b>	<b>67</b>	<b>165</b>	<b>.406</b>	<b>61</b>	<b>87</b>	<b>.701</b>	<b>27</b>	<b>69</b>	<b>96</b>	<b>4.2</b>	<b>48</b>	<b>2</b>	<b>38</b>	<b>55</b>	<b>17</b>	<b>37</b>	<b>424</b>	<b>18.4</b>

**Big 12 Post-Season Statistics**

Year	GP	GS	Min	Avg	FG	FGA	Pct	3FG	3FGA	3Pct	FT	FTA	Pct	O	D	T	Avg	PF	FO	A	T	BS	ST	TP	Avg
2004-05	2	2	73	36.5	14	29	.483	7	17	.412	3	4	.70	3	7	10	6.5	9	1	6	8	2	4	38	19.0



**#25 Calvin Williams**  
**6-7 • 200 • Freshman • Forward**  
**Memphis, Tenn.**  
**Hillcrest HS**

- Has played in 10 of 17 games this season
- Averaging 7.2 minutes in a reserve role with 1.4 points and 3.2 rebounds a game
- Played 11 minutes at Texas (Jan. 7) grabbing a season-high eight rebounds and scoring four points
- Hauled down seven rebounds and scored four

points in victory over Saint Mary's (Nov. 26)

- Also had six rebounds, two assists, and two points versus Mercer (Dec. 22).

**Williams' Season/Career Highs**

<b>Points</b>			
Season	4	twice	
Big 12	4	at Texas	1/7/06
<b>Field Goals</b>			
Season	2	Saint Mary's	11/26/05
Big 12	1	at Texas	1/7/06
<b>Field Goal Attempts</b>			
Season	6	Mercer	12/22/05
Big 12	3	at Texas	1/7/06
<b>Free Throws</b>			
Season	1	twice	
Big 12	-		
<b>Free Throw Attempts</b>			
Season	2	four times	
Big 12	2	at Texas	1/7/06
<b>Offensive Rebounds</b>			
Season	4	Saint Mary's	11/26/05
Big 12	3	at Texas	1/7/06
<b>Defensive Rebounds</b>			
Season	5	twice	
Big 12	5	at Texas	1/7/06
<b>Rebounds</b>			
Season	8	at Texas	1/7/06
Big 12	8	at Texas	1/7/06
<b>Three-Point Field Goals</b>			
Season	-		
Big 12	-		
<b>Three-Point Attempts</b>			
Season	1	Cal Poly	12/3/05
Big 12	-		
<b>Assists</b>			
Season	2	Mercer	12/22/05
Big 12	-		
<b>Blocked Shots</b>			
Season	1	three times	
Big 12	-		
<b>Steals</b>			
Season	-		
Big 12	-		
<b>Minutes Played</b>			
Season	18	Saint Mary's	11/26/05
Big 12	11	at Texas	1/7/06


Game	GS	Min	FGs	FTs	O-D-Reb	Pf	A	To	BL	ST	Pts
UNC WILMINGTON	-	4	0-0	0-0	0-0-0	1	0	0	0	0	0
at Colorado State			did not play								
vs. Saint Mary's	-	18	2-5	0-0	4-3-7	4	0	0	1	0	4
at Penn	-	4	0-0	0-0	1-1-2	0	0	2	0	0	0
CAL POLY	-	4	0-3	1-2	2-0-2	1	0	0	0	0	1
UTAH			did not play								
UC IRVINE			did not play								
at TCU	-	6	0-1	1-2	0-2-2	3	1	0	0	0	1
MERCER	-	14	1-6	0-0	1-5-6	3	2	1	1	0	2
DARTMOUTH	-	7	1-3	0-1	2-0-2	1	0	1	0	0	2
SAVANNAH STATE	-	3	0-0	0-2	1-1-2	0	0	0	1	0	0
at Texas	-	11	1-3	2-4	3-5-8	4	0	1	0	0	4
KANSAS	-	1	0-1	0-0	0-1-1	0	0	0	0	0	0
at Missouri			did not play								
BAYLOR			did not play								
at Oklahoma State			did not play								
NEBRASKA			did not play								
KANSAS STATE			did not play - sickness								

**2005-06 Statistics**

Year	GP	GS	Min	Avg	FG	FGA	Pct	3FG	3FGA	3Pct	FT	FTA	Pct	O	D	T	Avg	PF	FO	A	T	BS	ST	TP	Avg
2005-06	10	0	72	7.2	5	22	.227	0	1	.000	4	11	.364	14	18	32	3.2	17	0	3	5	3	0	14	1.4

**Big 12 Conference Statistics**

Year	GP	GS	Min	Avg	FG	FGA	Pct	3FG	3FGA	3Pct	FT	FTA	Pct	O	D	T	Avg	PF	FO	A	T	BS	ST	TP	Avg
2005-06	2	0	12	6.0	1	4	.250	0	0	.000	2	4	.500	3	6	9	4.5	4	0	0	1	0	0	4	2.0



**#30 Lamont Arrington**

**6-11 • 230 • Senior • Forward/Center**  
**Detroit, Mich./Osborn HS/Schoolcraft College [Michigan]**  
 Intended college major is sociology

- Has played a limited role this season
- Played 14 of 18 games averaging 1.0 points, 0.9 rebounds
- Tied a career-best eight points against Mercer (Dec. 22), also grabbed three rebounds
- Scored first point of the season at TCU (Dec. 20)

- One of 10 seniors and one of four second-year players
- Tallest player (6'11") in the program and the eighth tallest in CU history

**2004-05:** Saw action in 25 games with seven starts

- Averaged 1.9 points and 1.4 rebounds a game
- Shot 22-of-34 from the field (.647)
- Seven starts averaged 2.3 points and 2.3 rebounds
- Made three conference starts (at Oklahoma, Jan. 8; Nebraska, Jan. 12; at Missouri, Feb. 22)
- Started five games in a row (Dec. 28-Jan. 12)
- Season-best 28 minutes at Richmond (Jan. 4)
- Tied Big 12 high with 19 minutes at Missouri, at Oklahoma
- College debut scored six points and six rebounds
- Recorded a season-best eight points on four field goals in 28 minutes against the Spiders
- Returned home to the Detroit area and started at Michigan in second game of the season in the Preseason NIT

**Game-by-Game Stats**

Game	GS	Min	FGs	3FGs	FTs	O-D-Reb	Pf	A	To	BL	ST	Pts
UNC WILMINGTON		did not play										
at Colorado State		did not play										
vs. Saint Mary's	-	3	0-0	0-0	0-0	0-1-1	0	0	0	0	0	0
at Penn	-	1	0-0	0-0	0-0	0-0-0	0	0	0	0	0	0
CAL POLY	-	4	0-1	0-0	0-0	2-1-3	0	0	0	2	0	0
UTAH	-	5	0-1	0-0	0-0	1-0-1	2	0	0	0	1	0
UC IRVINE	-	1	0-0	0-0	0-0	0-0-0	2	0	1	0	0	0
at TCU	-	4	0-0	0-0	1-2	0-1-1	0	0	0	0	0	1
MERCER	-	12	4-6	0-0	0-1	0-3-3	1	0	1	0	0	8
DARTMOUTH	-	4	0-1	0-0	0-0	0-0-0	0	0	0	0	0	0
SAVANNAHSTATE	-	3	0-1	0-0	1-2	0-0-0	1	1	1	0	1	1
at Texas	-	2	0-1	0-0	0-0	0-0-0	0	0	0	0	0	0
KANSAS	-	1	0-0	0-0	0-0	0-0-0	0	0	0	0	0	0
at Missouri	-	4	0-1	0-0	0-0	1-1-2	2	0	1	0	0	0
BAYLOR	-	4	1-2	0-0	0-0	0-1-1	1	0	0	2	0	2
at Oklahoma State		did not play										
NEBRASKA		did not play										
KANSAS STATE	-	5	1-2	0-0	0-0	1-0-1	0	0	0	0	0	2

**Career Statistics**

Year	GP	GS	Min	Avg	FG	FGA	Pct	3FG	3FGA	3Pct	FT	FTA	Pct	O	D	T	Avg	Pf	FO	A	T	BS	ST	TP	Avg
2005-06	14	0	53	3.8	6	16	.375	0	0	.000	2	5	.400	5	8	13	0.9	9	0	1	4	4	2	14	1.0
2004-05	25	7	264	10.6	22	34	.647	0	0	.000	3	15	.200	13	23	36	1.4	43	1	5	22	13	10	47	1.9
<b>TOTALS</b>	<b>39</b>	<b>7</b>	<b>317</b>	<b>8.1</b>	<b>28</b>	<b>50</b>	<b>.560</b>	<b>0</b>	<b>0</b>	<b>.000</b>	<b>5</b>	<b>20</b>	<b>.250</b>	<b>18</b>	<b>31</b>	<b>49</b>	<b>1.3</b>	<b>52</b>	<b>1</b>	<b>6</b>	<b>26</b>	<b>17</b>	<b>12</b>	<b>61</b>	<b>1.6</b>

**Big 12 Conference Statistics**

Year	GP	GS	Min	Avg	FG	FGA	Pct	3FG	3FGA	3Pct	FT	FTA	Pct	O	D	T	Avg	Pf	FO	A	T	BS	ST	TP	Avg
2005-06	5	0	16	3.2	2	6	.333	0	0	.000	0	0	.000	2	2	4	0.8	3	0	0	1	2	0	4	0.8
2004-05	12	3	76	6.3	5	8	.625	0	0	.000	0	4	.000	4	7	11	0.9	14	0	0	6	4	0	10	0.8
<b>TOTALS</b>	<b>17</b>	<b>3</b>	<b>92</b>	<b>5.4</b>	<b>7</b>	<b>14</b>	<b>.500</b>	<b>0</b>	<b>0</b>	<b>.000</b>	<b>0</b>	<b>4</b>	<b>.000</b>	<b>6</b>	<b>9</b>	<b>15</b>	<b>0.9</b>	<b>17</b>	<b>0</b>	<b>0</b>	<b>7</b>	<b>6</b>	<b>0</b>	<b>14</b>	<b>0.8</b>

**Big 12 Post-Season Statistics**

Year	GP	GS	Min	Avg	FG	FGA	Pct	3FG	3FGA	3Pct	FT	FTA	Pct	O	D	T	Avg	Pf	FO	A	T	BS	ST	TP	Avg
2004-05	1	0	1	1.0	0	0	.000	0	0	.000	0	0	.000	0	0	0	0.0	0	0	0	0	0	0	0	0.0

**Arrington's Season/Career Highs**

Points	Season	8	Mercer	12/22/05
Career	8	twice		
Big 12	4	at Oklahoma		1/8/05
Field Goals	Season	4	Mercer	12/22/05
Career	4	twice		
Big 12	2	at Oklahoma		1/8/05
Field Goal Attempts	Season	6	Mercer	12/22/05
Career	6	College of Charleston		11/15/04
Big 12	3	at Oklahoma		1/8/05
Free Throws	Season	1	twice	
Career	2	Gardner-Webb		12/28/04
Big 12	-			
Free Throw Attempts	Season	2	twice	
Career	4	at Richmond		1/04/05
Big 12	3	at Kansas		2/12/05
Offensive Rebounds	Season	2	Cal Poly	12/3/05
Career	3	at Richmond		1/04/05
Big 12	1	five times		
Defensive Rebounds	Season	3	Mercer	12/22/05
Career	5	College of Charleston		11/15/04
Big 12	3	at Missouri		2/22/05
Rebounds	Season	3	twice	
Career	6	College of Charleston		11/15/04
Big 12	4	at Missouri		2/22/05
Assists	Season	1	Savannah State	01/03/06
Career	2	Gardner-Webb		12/28/04
Big 12	-			
Blocked Shots	Season	2	twice	
Career	3	Nebraska		1/12/05
Big 12	3	Nebraska		1/12/05
Steals	Season	1	twice	
Career	3	at Oregon State		12/4/04
Big 12	-			
Minutes Played	Season	12	Mercer	12/22/05
Career	28	at Richmond		1/04/05
Big 12	19	twice		



## #32 Marcus King-Stockton

6-9 • 235 • Sophomore • Forward

Denver, Colo./Colorado Academy

Open option major in CU's College of Arts and Sciences

- Averages 2.0 points and 3.4 rebounds a game
- Has played in all 18 games averaging 11.9 minutes a game in a reserve role
- Along with his physical presence in the paint, also provides a jump shot around the basket
- Nearly had CU's third double-double of the season

with eight points and 11 rebounds (seven offensive) against Baylor. He had eight points and nine boards at the half. His point total was a season-high and his rebounding total was a career-best

- Returns as one of two sophomores
- Gives CU much needed size and strength in the post.

### 2004-05

Averaged 2.3 points and 2.3 rebounds in 25 games played including one start  
 - Best game came in home finale against Iowa State (Mar. 5) with nine points, seven rebounds and season-high 24 minutes

- First collegiate start vs. Radford (Dec. 23): 21 minutes, five rebounds, two points

- Season-best 11 points, eight rebounds and 4-of-4 from the field vs. UMKC (Dec. 21)

- 23 minutes at Missouri (Feb. 22) with three rebounds, two steals

- 22 minutes vs. Nebraska (Jan. 12) with season-high five offensive rebounds ... Five points, two rebounds vs. Colorado State (Dec. 18) ... Helped CU build first-half lead (nine points) against the Rams with three-point play on a dunk and free throw at 4:51.

### King-Stockton's Season/Career Highs

Points			
Season	8	Baylor	1/18/06
Career	11	UMKC	12/21/04
Big 12	9	Iowa State	3/5/05
Field Goals			
Season	3	Baylor	1/18/06
Career	4	UMKC	12/21/04
Big 12	3	twice	
Field Goal Attempts			
Season	6	at Colorado State	11/21/05
Career	6	at Colorado State	11/21/05
Big 12	4	twice	
Free Throws			
Season	2	Baylor	1/18/06
Career	3	three times	
Big 12	3	Iowa State	3/5/05
Free Throw Attempts			
Season	5	Baylor	1/18/06
Career	5	UMKC	12/21/04
Big 12	5	Baylor	1/18/06
Offensive Rebounds			
Season	7	Baylor	1/18/06
Career	7	Baylor	1/18/06
Big 12	7	Baylor	1/18/06
Defensive Rebounds			
Season	5	at Penn	11/29/05
Career	5	at Penn	11/29/05
Big 12	4	Baylor	1/18/06
Rebounds			
Season	11	Baylor	1/18/06
Career	11	Baylor	1/18/06
Big 12	11	Baylor	1/18/06
Assists			
Season	3	twice	
Career	3	twice	
Big 12	2	twice	
Turnovers			
Season	3	twice	
Career	3	twice	
Big 12	1	five times	
Blocked Shots			
Season	3	Kansas	1/11/06
Career	3	Kansas	1/11/06
Big 12	3	Kansas	1/11/06
Steals			
Season	1	four times	
Career	2	twice	
Big 12	2	at Missouri	2/22/05
Minutes Played			
Season	23	at Colorado State	11/21/05
Career	24	Iowa State	3/5/05
Big 12	24	Iowa State	3/5/05

### Game-by-Game Stats

Game	GS	Min	FGs	3FGs	FTs	O-D-Reb	Pf	A	To	BL	ST	Pts
UNC WILMINGTON	-	7	1-1	0-0	0-0	0-1-1	2	0	1	0	0	2
at Colorado State	-	23	2-6	0-0	0-0	4-3-7	4	0	2	2	0	4
vs. Saint Mary's	-	5	2-3	0-0	0-0	0-0-0	1	0	0	0	0	4
at Penn	-	11	1-3	0-0	0-0	2-5-7	2	3	0	1	1	2
CAL POLY	-	12	2-4	0-0	1-2	2-3-5	1	1	0	0	0	5
UTAH	-	14	2-2	0-0	0-0	3-0-3	3	3	1	1	0	4
UC IRVINE	-	10	0-1	0-0	0-0	1-1-2	1	0	1	0	0	0
at TCU	-	15	0-0	0-0	0-0	0-3-3	4	2	3	2	0	0
MERCER	-	8	0-2	0-0	0-0	1-1-2	1	0	1	0	0	0
DARTMOUTH	-	6	0-2	0-0	0-2	2-1-3	1	0	0	1	0	0
SAVANNAHSTATE	-	9	2-4	0-0	0-0	1-3-4	1	0	0	0	1	4
at Texas	-	3	0-0	0-0	0-0	0-1-1	2	0	1	0	0	0
KANSAS	-	11	0-2	0-0	0-0	0-1-1	0	0	1	3	1	0
at Missouri	-	10	0-2	0-0	0-0	1-1-2	3	0	0	1	0	0
BAYLOR	-	19	3-4	0-0	2-5	7-4-11	1	1	3	1	1	8
at Oklahoma State	-	20	0-2	0-0	0-0	3-1-4	4	2	0	1	0	0
NEBRASKA	-	14	0-0	0-0	0-0	1-3-4	3	0	0	0	0	4
KANSAS STATE	-	18	1-1	0-0	1-2	0-2-2	2	2	0	2	0	3

### Career Statistics

Year	GP	GS	Min	Avg	FG	FGA	Pct	3FG	3FGA	3Pct	FT	FTA	Pct	O	D	T	Avg	PF	FO	A	T	BS	ST	TP	Avg
2005-06	18	0	215	11.9	16	39	.410	0	0	.000	4	11	.364	28	34	62	3.4	36	0	14	14	15	4	36	2.0
2004-05	25	1	262	10.5	20	37	.541	0	0	.000	17	26	.654	34	23	57	2.3	23	0	11	6	13	7	57	2.3
<b>TOTALS</b>	<b>43</b>	<b>1</b>	<b>477</b>	<b>11.1</b>	<b>36</b>	<b>76</b>	<b>.474</b>	<b>0</b>	<b>0</b>	<b>.000</b>	<b>21</b>	<b>37</b>	<b>.568</b>	<b>62</b>	<b>57</b>	<b>119</b>	<b>2.8</b>	<b>59</b>	<b>0</b>	<b>25</b>	<b>20</b>	<b>28</b>	<b>11</b>	<b>93</b>	<b>2.2</b>

### Big 12 Conference Statistics

Year	GP	GS	Min	Avg	FG	FGA	Pct	3FG	3FGA	3Pct	FT	FTA	Pct	O	D	T	Avg	PF	FO	A	T	BS	ST	TP	Avg
2005-06	7	0	95	13.6	4	11	.364	0	0	.000	3	7	.429	12	13	25	3.6	15	0	5	5	8	2	11	1.6
2004-05	12	0	120	10.0	6	15	.400	0	0	.000	6	9	.667	15	13	28	2.3	9	0	0	3	7	5	18	1.5
<b>TOTALS</b>	<b>19</b>	<b>0</b>	<b>215</b>	<b>11.3</b>	<b>10</b>	<b>26</b>	<b>.385</b>	<b>0</b>	<b>0</b>	<b>.000</b>	<b>9</b>	<b>16</b>	<b>.563</b>	<b>27</b>	<b>26</b>	<b>53</b>	<b>2.8</b>	<b>24</b>	<b>0</b>	<b>5</b>	<b>8</b>	<b>15</b>	<b>7</b>	<b>29</b>	<b>1.5</b>

### Big 12 Post-Season Statistics

Year	GP	GS	Min	Avg	FG	FGA	Pct	3FG	3FGA	3Pct	FT	FTA	Pct	O	D	T	Avg	PF	FO	A	T	BS	ST	TP	Avg
2004-05	2	0	22	11.0	1	4	.250	0	0	.000	1	2	.500	3	2	5	2.5	5	0	3	0	0	0	3	1.5

**#33 Julius Ashby****6-9 • 235 • Senior • Forward/Center****Trinidad & Tobago/Bates Memorial HS/****Marshalltown CC [Iowa]**

Major is international affairs

- Played a season-high 31 minutes at Oklahoma State (Jan. 21) with a season-high 10 points ... His 10 points at OSU was the most scored in conference play this season on 4-of-8 shooting, also grabbed seven rebounds

- Averaging 4.8 points, 5.2 rebounds
- Has made 16-of-22 (.727) from the free throw line
- In non-conference play, saw 26 minutes in the against Savannah State (Jan. 3) scoring 16 points with nine rebounds
- Played only 13 minutes in conference opener at Texas (Jan. 7), fouled out with 16 minutes left in the second half
- Saw 11 minutes against Mercer (Dec. 22) in his first action of the season scoring six points with five rebounds

**2005-06 PRESEASON NOTES:** Coming off two impressive showings at the Big 12 Tournament in 2004-05 ... Averaged 16.5 points, seven rebounds, 13-of-20 from the field (.650), including a tournament record from the field 9-of-10 shooting against the Cowboys.

**2004-05:** Played 22 games with 19 starts

- Missed seven games with a torn tendon (Dec. 23-Jan. 15)
- Led CU in rebounding seven times, including a conference-best 13 in overtime victory at Iowa State (Jan. 22) helping the Buffs win at Ames for the first time since 1991 (13 games)
- Grabbed a team-best 17 rebounds in victory at California (Dec. 7) along with 11 points for his collegiate double-double at CU
- Tied the school road record with six blocked shots at Michigan (Nov. 17)

**Season/Career Highs****Points**

Season	16	Savannah State	1/3/06
Career	19	vs. Oklahoma State	3/11/05
Big 12	19	vs. Oklahoma State	3/11/05

**Field Goals**

Season	6	Savannah State	1/3/06
Career	9	vs. Oklahoma State	3/11/05
Big 12	9	vs. Oklahoma State	3/11/05

**Field Goal Attempts**

Season	11	Savannah State	1/3/06
Career	11	at Michigan	11/17/04
Big 12	10	vs. Oklahoma State	3/11/05

**Free Throws**

Season	4	Savannah State	1/3/06
Career	6	vs. Texas	3/10/05
Big 12	6	vs. Texas	3/10/05

**Free Throw Attempts**

Season	6	Nebraska	1/25/06
Career	7	twice	
Big 12	7	vs. Texas	3/10/05

**Offensive Rebounds**

Season	3	twice	
Career	8	at California	12/7/04
Big 12	6	at Iowa State	1/22/05

**Defensive Rebounds**

Season	8	Baylor	1/18/06
Career	9	at California	12/7/04
Big 12	8	Baylor	1/18/06

**Rebounds**

Season	10	Baylor	1/18/06
Career	17	at California	12/7/04
Big 12	13	at Iowa State	1/22/05

**Assists**

Season	2	twice	
Career	4	Oklahoma State	1/30/05
Big 12	4	Oklahoma State	1/30/05

**Blocked Shots**

Season	2	five times	
Career	6	at Michigan	11/17/04
Big 12	4	at Iowa State	1/22/05

**Steals**

Season	1	three times	
Career	3	four times	
Big 12	3	Oklahoma State	1/30/05

**Minutes Played**

Season	31	at Oklahoma State	1/21/06
Career	38	at Iowa State	1/22/05
Big 12	38	at Iowa State	1/22/05

Game	GS	Min	FGs	FTs	O-D-Reb	Pf	A	To	BL	ST	Pts
MERCER	-	11	2-5	2-2	2-3-5	0	1	0	0	0	6
DARTMOUTH	-	13	2-5	2-4	1-4-5	1	0	2	1	0	6
SAVANNAH STATE	-	26	6-11	4-4	3-6-9	1	2	4	2	1	16
at Texas	-	13	0-2	0-0	1-2-3	5	0	1	0	0	0
KANSAS	-	12	0-2	1-2	1-0-1	2	1	0	2	0	1
at Missouri	*	21	0-1	0-0	2-3-5	4	2	0	2	1	0
BAYLOR	*	17	0-3	0-0	2-8-10	3	0	3	2	0	0
at Oklahoma State	*	31	4-8	2-2	3-4-7	2	0	1	2	0	10
NEBRASKA	*	24	1-6	3-6	2-3-5	2	1	0	2	1	5
KANSAS STATE	*	11	1-4	2-2	2-0-2	4	0	0	1	0	4

**Career Statistics**

Year	GP	GS	Min	Avg	FG	FGA	Pct	3FG	3FGA	3Pct	FT	FTA	Pct	O	D	T	Avg	PF	FO	A	T	BS	ST	TP	Avg
2005-06	10	5	179	17.9	16	47	.340	0	0	.000	16	22	.727	19	33	52	5.2	24	1	7	11	14	3	48	4.8
2004-05	22	19	555	25.2	66	132	.500	0	0	.000	34	69	.493	57	76	133	6.0	64	4	16	34	33	20	166	7.5
<b>TOTALS</b>	<b>32</b>	<b>24</b>	<b>734</b>	<b>22.9</b>	<b>82</b>	<b>179</b>	<b>.458</b>	<b>0</b>	<b>0</b>	<b>.000</b>	<b>50</b>	<b>91</b>	<b>.549</b>	<b>76</b>	<b>109</b>	<b>185</b>	<b>5.8</b>	<b>84</b>	<b>5</b>	<b>23</b>	<b>45</b>	<b>47</b>	<b>23</b>	<b>214</b>	<b>6.7</b>

**Big 12 Conference Statistics**

Year	GP	GS	Min	Avg	FG	FGA	Pct	3FG	3FGA	3Pct	FT	FTA	Pct	O	D	T	Avg	PF	FO	A	T	BS	ST	TP	Avg
2005-06	7	5	129	18.4	6	26	.231	0	0	.000	8	12	.667	13	20	33	4.7	22	1	4	5	11	2	20	2.9
2004-05	12	10	312	26.0	26	58	.448	0	0	.000	10	31	.323	30	34	64	5.3	36	3	11	20	20	9	62	5.2
<b>TOTALS</b>	<b>19</b>	<b>15</b>	<b>570</b>	<b>30.0</b>	<b>32</b>	<b>84</b>	<b>.381</b>	<b>0</b>	<b>0</b>	<b>.000</b>	<b>18</b>	<b>43</b>	<b>.419</b>	<b>43</b>	<b>54</b>	<b>97</b>	<b>5.1</b>	<b>58</b>	<b>4</b>	<b>15</b>	<b>25</b>	<b>31</b>	<b>11</b>	<b>82</b>	<b>4.3</b>

**Big 12 Post-Season Statistics**

Year	GP	GS	Min	Avg	FG	FGA	Pct	3FG	3FGA	3Pct	FT	FTA	Pct	O	D	T	Avg	PF	FO	A	T	BS	ST	TP	Avg
2004-05	2	2	73	36.5	13	17	.765	0	0	.000	7	11	.636	7	7	14	7.0	8	0	0	2	0	2	33	16.5



## #42 Antoine McGee

5-10 • 185 • Senior • Point-Guard

Moreno Valley, Calif./Mercersberg Academy [Pa.]

College major is economics ... Named an NCAA student-athlete leadership conference participant in Florida spring 2004

- Has played in every game this season, mostly in a reserve role, but has started the last four (at Missouri, Baylor, at Oklahoma State, Nebraska)
- Gives the team depth running the point with 20

assists and six steals

- Has played in 107 of 108 career games over four-year career with 50 career starts (only game did not play was last year's Big 12 Tournament game against Oklahoma State)
- Played 1,481 consecutive minutes without fouling out in a game, third all-time
- Ranks 21st in assists (192) on the school's all-time list
- One of four seniors who has played previous three seasons in a Buffs uniform
- Brother Andre, a freshman, plays at Louisville.

### Game-by-Game Stats

Game	GS	Min	FGs	3FGs	FTs	O-D-Reb	Pf	A	To	BL	ST	Pts
UNC WILMINGTON	-	11	1-1	0-0	1-1	0-0-0	0	1	0	0	3	3
at Colorado State	-	7	0-1	0-1	0-0	0-0-0	1	0	1	0	0	0
vs. Saint Mary's at Penn	-	6	0-1	0-0	0-0	1-0-1	2	3	1	0	0	0
CAL POLY	-	7	0-1	0-0	0-0	0-1-1	0	1	0	0	0	0
UTAH	-	1	0-0	0-0	0-0	0-0-0	0	0	0	0	0	0
UC IRVINE at TCU	-	2	0-0	0-0	0-0	0-0-0	0	0	0	0	0	0
MERCER	-	9	0-0	0-0	0-0	0-2-2	1	2	1	0	1	0
DARTMOUTH	-	15	0-2	0-1	1-2	0-1-1	1	6	2	0	1	1
SAVANNAH STATE at Texas	-	6	0-0	0-0	0-0	0-0-0	0	0	0	0	1	0
KANSAS at Missouri	-	2	0-0	0-0	0-0	0-0-0	0	0	0	0	0	0
BAYLOR	*	6	0-0	0-0	0-0	0-0-0	0	0	0	0	0	0
at Oklahoma State	*	15	0-1	0-1	0-0	1-0-1	3	2	1	0	0	0
NEBRASKA	*	8	1-1	0-0	0-0	0-0-0	1	1	0	0	0	2
KANSAS STATE	*	13	0-0	0-0	0-0	0-0-0	1	2	0	0	0	0
		2	0-0	0-0	0-0	0-0-0	0	0	0	0	0	0

did not play

### Career Statistics

Year	GP	GS	Min	Avg	FG	FGA	Pct	3FG	3FGA	3Pct	FT	FTA	%	O	D	T	Avg	PF	FO	A	T	BS	ST	TP	Avg
2005-06	17	4	124	7.3	2	10	.200	0	4	.000	2	3	.667	2	4	6	0.4	12	0	20	6	0	6	6	0.4
2004-05	29	6	340	11.7	10	29	.345	2	4	.500	1	4	.250	5	26	31	1.1	38	0	27	18	1	16	23	0.8
2003-04	29	11	386	13.3	19	46	.413	1	2	.500	12	25	.480	4	21	25	0.9	52	0	50	29	1	9	51	1.8
2002-03	32	29	631	19.7	27	91	.297	6	24	.250	24	37	.649	8	36	44	1.4	55	0	95	43	1	19	84	2.6
<b>TOTALS</b>	<b>107</b>	<b>50</b>	<b>1481</b>	<b>13.8</b>	<b>58</b>	<b>176</b>	<b>.330</b>	<b>9</b>	<b>34</b>	<b>.265</b>	<b>39</b>	<b>69</b>	<b>.565</b>	<b>19</b>	<b>87</b>	<b>106</b>	<b>1.0</b>	<b>157</b>	<b>0</b>	<b>192</b>	<b>95</b>	<b>3</b>	<b>50</b>	<b>164</b>	<b>1.5</b>

### Big 12 Conference Statistics

Year	GP	GS	Min	Avg	FG	FGA	Pct	3FG	3FGA	3Pct	FT	FTA	%	O	D	T	Avg	PF	FO	A	T	BS	ST	TP	Avg
2005-06	6	4	46	7.7	1	3	.333	0	1	.000	0	0	.000	1	0	1	0.2	4	0	4	1	0	0	2	0.3
2004-05	16	5	169	10.6	4	14	.286	1	2	.500	1	2	.500	2	9	11	0.7	21	0	12	7	1	5	10	0.6
2003-04	16	1	175	10.9	7	17	.412	0	1	.000	7	15	.467	2	13	15	0.9	26	0	25	13	0	5	21	1.3
2002-03	16	14	350	21.9	13	48	.271	2	11	.182	12	18	.667	3	20	23	1.4	31	0	46	24	1	12	40	2.5
<b>TOTAL</b>	<b>54</b>	<b>27</b>	<b>739</b>	<b>13.7</b>	<b>25</b>	<b>82</b>	<b>.305</b>	<b>3</b>	<b>15</b>	<b>.200</b>	<b>20</b>	<b>35</b>	<b>.571</b>	<b>8</b>	<b>42</b>	<b>50</b>	<b>0.9</b>	<b>82</b>	<b>0</b>	<b>87</b>	<b>45</b>	<b>2</b>	<b>22</b>	<b>73</b>	<b>1.4</b>

### Big 12 Post-Season Statistics

Year	GP	GS	Min	Avg	FG	FGA	Pct	3FG	3FGA	3Pct	FT	FTA	%	O	D	T	Avg	PF	FO	A	T	BS	ST	TP	Avg
2004-05	1	0	4	4.0	0	1	.000	0	0	.000	0	0	.000	0	0	0	0.0	0	0	0	0	0	0	0	0.0
2003-04	1	0	12	12.0	1	3	.333	0	0	.000	0	0	.000	1	0	1	1.0	1	0	0	1	0	0	2	2.0
2002-03	2	2	20	10.0	0	2	.000	0	0	.000	2	2	1.00	0	1	1	0.5	4	0	2	1	0	0	2	1.0
<b>TOTALS</b>	<b>4</b>	<b>2</b>	<b>36</b>	<b>8.0</b>	<b>1</b>	<b>6</b>	<b>.167</b>	<b>0</b>	<b>0</b>	<b>.000</b>	<b>2</b>	<b>2</b>	<b>1.00</b>	<b>1</b>	<b>1</b>	<b>2</b>	<b>0.7</b>	<b>5</b>	<b>0</b>	<b>2</b>	<b>2</b>	<b>0</b>	<b>0</b>	<b>4</b>	<b>1.0</b>

### McGee's Season/Career Highs

Points	Season	3	UNC Wilmington	11/18/05
	Career	10	Oklahoma	2/25/04
	Big 12	10	Oklahoma	2/25/04
Field Goals	Season	1	twice	
	Career	3	three times	
	Big 12	3	twice	
Field Goal Attempts	Season	2	Mercer	12/22/04
	Career	7	twice	
	Big 12	7	Kansas State	1/15/03
Free Throws	Season	1	twice	
	Career	4	Oklahoma	2/25/04
	Big 12	4	Oklahoma	2/25/04
Free Throw Attempts	Season	2	Mercer	12/22/05
	Career	8	Oklahoma	2/25/04
	Big 12	8	Oklahoma	2/25/04
Offensive Rebounds	Season	1	St. Mary's	11/26/05
	Career	1	18 times	
	Big 12	1	seven times	
Defensive Rebounds	Season	2	at TCU	12/20/05
	Career	4	twice	
	Big 12	3	four times	
Rebounds	Season	2	at TCU	12/20/05
	Career	5	UMKC	12/21/04
	Big 12	2	twice	
Three-Point Field Goals	Season	-		
	Career	2	Kansas State	1/15/03
	Big 12	2	Kansas State	1/15/03
Three-Point Attempts	Season	1	three times	
	Career	3	Kansas State	1/15/03
	Big 12	3	Kansas State	1/15/03
Assists	Season	6	Mercer	12/22/05
	Career	10	Stetson	11/24/02
	Big 12	7	Missouri	2/22/03
Blocked Shots	Season	-		
	Career	1	three times	
	Big 12	1	twice	
Steals	Season	3	UNC Wilmington	11/18/05
	Career	3	at Utah	12/30/04
	Big 12	2	Kansas State	2/26/05
Minutes Played	Season	15	twice	
	Career	34	Kansas State	1/15/03
	Big 12	34	Kansas State	1/15/03

**The Automated ScoreBook**  
**Colorado Combined Team Statistics (as of Jan 28, 2006)**  
**Conference games**

<b>RECORD:</b>	<b>OVERALL</b>	<b>HOME</b>	<b>AWAY</b>	<b>NEUTRAL</b>
<b>ALL GAMES.....</b>	<b>(5-2)</b>	<b>(3-1)</b>	<b>(2-1)</b>	<b>(0-0)</b>
<b>CONFERENCE.....</b>	<b>(5-2)</b>	<b>(3-1)</b>	<b>(2-1)</b>	<b>(0-0)</b>
<b>NON-CONFERENCE.....</b>	<b>(0-0)</b>	<b>(0-0)</b>	<b>(0-0)</b>	<b>(0-0)</b>

## Player	GP-GS	Min--Avg	---TOTAL---		---3-PTS---		FT-FTA	Pct	---REBOUNDS---				PF	FO	A	TO	Blk	Stl	Pts	Avg
			FG-FGA	Pct	3FG-FGA	Pct			Off	Def	Tot	Avg								
23 Roby, Richard.....	7-7	225 32.1	58-121	.479	22-50	.440	20-32	.625	13	23	36	5.1	9	0	14	16	6	15	158	22.6
15 Copeland, Chris....	7-7	182 26.0	32-69	.464	15-36	.417	9-16	.563	9	22	31	4.4	12	0	9	11	13	3	88	12.6
12 Freeman, Martane...	7-3	133 19.0	22-45	.489	4-14	.286	14-21	.667	22	9	31	4.4	15	0	10	9	1	8	62	8.9
21 Hall, Marcus.....	7-3	191 27.3	20-57	.351	10-25	.400	7-10	.700	3	11	14	2.0	14	0	29	11	1	7	57	8.1
04 Osborn, Andy.....	7-2	155 22.1	17-48	.354	14-40	.350	6-8	.750	6	19	25	3.6	18	0	3	4	5	1	54	7.7
11 Coleman, Dominique.	7-0	119 17.0	13-29	.448	3-9	.333	8-14	.571	11	9	20	2.9	8	0	20	12	2	4	37	5.3
05 Obazuaye, Jayson...	7-4	89 12.7	8-20	.400	1-2	.500	8-15	.533	8	11	19	2.7	7	0	5	6	0	3	25	3.6
33 Ashby, Julius.....	7-5	129 18.4	6-26	.231	0-0	.000	8-12	.667	13	20	33	4.7	22	1	4	5	11	2	20	2.9
32 King-Stockton, Marcu	7-0	95 13.6	4-11	.364	0-0	.000	3-7	.429	12	13	25	3.6	15	0	5	5	8	2	11	1.6
30 Arrington, Lamont..	5-0	16 3.2	2-6	.333	0-0	.000	0-0	.000	2	2	4	0.8	3	0	0	1	2	0	4	0.8
25 Williams, Calvin....	2-0	12 6.0	1-4	.250	0-0	.000	2-4	.500	3	6	9	4.5	4	0	0	1	0	0	4	2.0
42 McGee, Antoine....	6-4	46 7.7	1-3	.333	0-1	.000	0-0	.000	1	0	1	0.2	5	0	5	1	0	0	2	0.3
01 Eddy, Glean.....	6-0	29 4.8	0-7	.000	0-2	.000	0-2	.000	2	4	6	1.0	5	0	5	1	1	0	0	0.0
10 Senger, Scott.....	2-0	2 1.0	0-0	.000	0-0	.000	0-0	.000	0	1	1	0.5	0	0	0	1	0	0	0	0.0
35 Perkowski, Chase...	1-0	1 1.0	0-0	.000	0-0	.000	0-0	.000	0	0	0	0.0	0	0	0	0	0	0	0	0.0
02 Boidock, Billy....	1-0	1 1.0	0-1	.000	0-1	.000	0-0	.000	0	0	0	0.0	0	0	0	0	0	0	0	0.0
TEAM.....									13	7	20	2.9	0		0					

Total.....	7	1425	184-447	.412	69-180	.383	85-141	.603	118	157	275	39.3	137	1	109	84	50	45	522	74.6
Opponents.....	7	1425	170-411	.414	42-128	.328	113-163	.693	105	175	280	40.0	133	-	102	102	23	29	495	70.7

TEAM STATISTICS	CU	OPP	DATE	OPPONENT	W/L	SCORE	ATTEND
SCORING.....	522	495	*01/07/06	at Texas	L	64-89	14168
Points per game.....	74.6	70.7	*01/11/06	KANSAS	L	63-75	10586
Scoring margin.....	+3.9	-	*01/14/06	at Missouri	W	74-71	10684
FIELD GOALS-ATT.....	184-447	170-411	*01/18/06	BAYLOR	W	81-48	3440
Field goal pct.....	.412	.414	*01/21/06	at Oklahoma State	W OT	80-78	13046
3 POINT FG-ATT.....	69-180	42-128	*01/25/06	NEBRASKA	W	81-59	6988
3-point FG pct.....	.383	.328	*01/28/06	KANSAS STATE	W	79-75	8074
3-pt FG made per game..	9.9	6.0					
FREE THROWS-ATT.....	85-141	113-163	* = Big 12 Conference				
Free throw pct.....	.603	.693					
REBOUNDS.....	275	280					
Rebounds per game.....	39.3	40.0					
Rebounding margin.....	-0.7	-					
ASSISTS.....	109	102					
Assists per game.....	15.6	14.6					
TURNOVERS.....	84	102					
Turnovers per game....	12.0	14.6					
Turnover margin.....	+2.6	-					
Assist/turnover ratio..	1.3	1.0					
STEALS.....	45	29					
Steals per game.....	6.4	4.1					
BLOCKS.....	50	23					
Blocks per game.....	7.1	3.3					
WINNING STREAK.....	5	-					
Home win streak.....	3	-					
ATTENDANCE.....	29088	37898					
Home games-Avg/Game...	4-7272	3-12633					
Neutral site-Avg/Game..	-	0-0					

SCORE BY PERIODS:	1st	2nd	OT	Total
Colorado.....	218	295	9	522
Opponents.....	209	279	7	495

**The Automated ScoreBook**  
**Colorado Combined Team Statistics (as of Jan 28, 2006)**  
**All games**

<b>RECORD:</b>	<b>OVERALL</b>	<b>HOME</b>	<b>AWAY</b>	<b>NEUTRAL</b>
<b>ALL GAMES.....</b>	<b>(15-3)</b>	<b>(10-1)</b>	<b>(4-2)</b>	<b>(1-0)</b>
<b>CONFERENCE.....</b>	<b>(5-2)</b>	<b>(3-1)</b>	<b>(2-1)</b>	<b>(0-0)</b>
<b>NON-CONFERENCE.....</b>	<b>(10-1)</b>	<b>(7-0)</b>	<b>(2-1)</b>	<b>(1-0)</b>

## Player	GP-GS	Min--Avg	---TOTAL---		---3-PTS---		FT-FTA	Pct	---REBOUNDS---				PF	FO	A	TO	Blk	Stl	Pts	Avg
			FG-FGA	Pct	3FG-FGA	Pct			Off	Def	Tot	Avg								
23 Roby, Richard.....	18-18	516 28.7	119-246	.484	46-102	.451	49-70	.700	25	69	94	5.2	27	0	46	37	12	40	333	18.5
15 Copeland, Chris....	18-18	421 23.4	83-161	.516	30-72	.417	37-55	.673	25	63	88	4.9	38	0	21	26	24	15	233	12.9
04 Osborn, Andy.....	18-13	406 22.6	56-132	.424	35-97	.361	14-20	.700	23	50	73	4.1	38	0	18	15	19	8	161	8.9
21 Hall, Marcus.....	18-12	447 24.8	64-139	.460	20-54	.370	11-17	.647	8	24	32	1.8	31	0	75	29	1	26	159	8.8
12 Freeman, Martane...	18-3	302 16.8	53-100	.530	9-29	.310	35-49	.714	40	20	60	3.3	35	0	25	20	7	20	150	8.3
05 Obazuaye, Jayson...	18-15	327 18.2	57-110	.518	2-9	.222	19-41	.463	27	46	73	4.1	27	2	27	25	4	12	135	7.5
11 Coleman, Dominique.	18-2	313 17.4	41-87	.471	6-25	.240	15-29	.517	20	34	54	3.0	25	0	44	32	3	25	103	5.7
33 Ashby, Julius.....	10-5	179 17.9	16-47	.340	0-0	.000	16-22	.727	19	33	52	5.2	24	1	7	11	14	3	48	4.8
01 Eddy, Glean.....	17-0	131 7.7	14-32	.438	6-15	.400	8-14	.571	13	24	37	2.2	11	0	11	9	2	5	42	2.5
32 King-Stockton, Marcu	18-0	215 11.9	16-39	.410	0-0	.000	4-11	.364	28	34	62	3.4	36	0	14	14	15	4	36	2.0
10 Senger, Scott.....	12-0	73 6.1	8-18	.444	0-0	.000	8-12	.667	15	10	25	2.1	4	0	7	7	5	5	24	2.0
03 Carder, Kyle.....	4-0	28 7.0	7-11	.636	5-9	.556	0-0	.000	0	1	1	0.3	1	0	2	2	0	0	19	4.8
25 Williams, Calvin...	10-0	72 7.2	5-22	.227	0-1	.000	4-11	.364	14	18	32	3.2	17	0	3	5	3	0	14	1.4
30 Arrington, Lamont...	14-0	53 3.8	6-16	.375	0-0	.000	2-5	.400	5	8	13	0.9	9	0	1	4	4	2	14	1.0
42 McGee, Antoine.....	17-4	124 7.3	2-10	.200	0-4	.000	2-3	.667	2	4	6	0.4	13	0	20	6	0	6	6	0.4
02 Boidock, Billy.....	5-0	11 2.2	2-5	.400	1-2	.500	0-0	.000	0	1	1	0.2	1	0	1	2	0	2	5	1.0
35 Perkowski, Chase...	3-0	7 2.3	1-1	1.000	0-0	.000	2-2	1.000	1	0	1	0.3	0	0	0	1	0	1	4	1.3
TEAM.....									22	21	43	2.4	0		1					

Total.....	18	3625	550-1176	.468	160-419	.382	226-361	.626	287	460	747	41.5	337	3	322	246	113	174	1486	82.6
Opponents.....	18	3625	427-1049	.407	117-339	.345	232-355	.654	228	410	638	35.4	343	-	235	312	50	92	1203	66.8

TEAM STATISTICS	CU	OPP	DATE	OPPONENT	W/L	SCORE	ATTEND
SCORING.....	1486	1203	11/18/05	UNC WILMINGTON	W	73-54	3268
Points per game.....	82.6	66.8	11/21/05	at Colorado State	L	82-83	5868
Scoring margin.....	+15.7	-	^11/26/05	vs Saint Mary's	W	73-54	5035
FIELD GOALS-ATT.....	550-1176	427-1049	11/29/05	at Penn	W	78-60	6249
Field goal pct.....	.468	.407	12/03/05	CAL POLY	W	93-75	1559
3 POINT FG-ATT.....	160-419	117-339	12/07/05	UTAH	W	76-52	2472
3-point FG pct.....	.382	.345	12/17/05	UC IRVINE	W	96-80	1416
3-pt FG made per game..	8.9	6.5	12/20/05	at TCU	W	77-59	3321
FREE THROWS-ATT.....	226-361	232-355	12/22/05	MERCER	W	117-74	2010
Free throw pct.....	.626	.654	12/31/05	DARTMOUTH	W	83-65	2534
REBOUNDS.....	747	638	01/03/06	SAVANNAH STATE	W	116-52	1424
Rebounds per game.....	41.5	35.4	*01/07/06	at Texas	L	64-89	14168
Rebounding margin.....	+6.1	-	*01/11/06	KANSAS	L	63-75	10586
ASSISTS.....	322	235	*01/14/06	at Missouri	W	74-71	10684
Assists per game.....	17.9	13.1	*01/18/06	BAYLOR	W	81-48	3440
TURNOVERS.....	246	312	*01/21/06	at Oklahoma State	W OT	80-78	13046
Turnovers per game.....	13.7	17.3	*01/25/06	NEBRASKA	W	81-59	6988
Turnover margin.....	+3.7	-	*01/28/06	KANSAS STATE	W	79-75	8074
Assist/turnover ratio..	1.3	0.8					
STEALS.....	174	92					
Steals per game.....	9.7	5.1					
BLOCKS.....	113	50					
Blocks per game.....	6.3	2.8					
WINNING STREAK.....	5	-					
Home win streak.....	3	-					
ATTENDANCE.....	43771	58371					
Home games-Avg/Game....	11-3979	6-8889					
Neutral site-Avg/Game..	-	1-5035					

\* = Big 12 Conference

SCORE BY PERIODS:	1st	2nd	OT	Total
Colorado.....	701	776	9	- 1486
Opponents.....	522	674	7	- 1203